

American English

First Friends 2

Student Book + Activity Book

Susan Iannuzzi




OXFORD

Student Audio CD with songs,
stories, and everyday English

First Friends 2

Student Book



Susan Iannuzzi

OXFORD
UNIVERSITY PRESS

Level 2 Scope and Sequence

Topics & Objectives	Vocabulary	Structure	Values & Everyday English	Songs & Projects	Phonics
1 Hello (Greetings) <ul style="list-style-type: none"> Say hello and introduce yourself 	Adam Baz Jig Pat Tess 1–10 (review)	Hello / Hi. I'm ... Bye. How are you? I'm fine, thank you.	Being friendly Nice to see you. Nice to see you, too.	Lesson 2: Hello, Pat! Lesson 3: Point to Jig Lesson 6: a & b song	a apple b bird
2 My Classroom (Classroom objects) <ul style="list-style-type: none"> Ask about and identify things 	bin board chair door picture table window	What's this? It's a ...	Listening to the teacher Please put away your books and come here. Miss	Lesson 3: Look at Me Lesson 6: c & d song	c cat d dog
3 Playtime (Toys) <ul style="list-style-type: none"> Identify possessions 	balloon boat car doll game puzzle robot	This is my ... This is your ...	Learning to share Let's share. Here you are. Here you go.	Lesson 3: Doll and Robot Lesson 6: e & f song	e egg f fan
4 My Things (School possessions) <ul style="list-style-type: none"> Ask someone's age Ask about quantities 	book eraser lunch box notebook pencil pencil box water bottle	How many ...? Plurals How old are you?	Taking care of things Take care of your jacket.	Lesson 3: How Many Pencils? Lesson 4: Count With Me. Lesson 6: g & h song Project: number collage	g girl h hand
5 Shapes and Colors <ul style="list-style-type: none"> Describe the shape and color of objects 	circle rectangle square triangle black brown pink white	It's (brown). It's a (pink) (triangle).	Being neat and tidy Clean up. Let's work together.	Lesson 3: Shapes and Colors Lesson 6: i, j, & k song	i insect j jar k kite



Topics & Objectives	Vocabulary	Structure	Values & Everyday English	Songs & Projects	Phonics
6 Pets <ul style="list-style-type: none"> Learn about different types of pets Guess animals 	<i>butterfly</i> <i>dog</i> <i>fish</i> <i>mouse</i> <i>rabbit</i> <i>snail</i> <i>turtle</i> 11-20 (introduction)	<i>Is it a ...?</i> <i>Yes, it is.</i> <i>No, it isn't.</i>	Caring for pets <i>Come here, doggy.</i> <i>Here's your water.</i>	Lesson 3: How Many Butterflies? Lesson 6: I, m, & n song	<i>I</i> <i>lion</i> m <i>moon</i> n <i>nose</i>
7 My Closet (Clothes) <ul style="list-style-type: none"> Ask about and describe clothes by color 	<i>dress</i> <i>jeans</i> <i>shirt</i> <i>shoes</i> <i>shorts</i> <i>socks</i> <i>sweater</i>	<i>What color is it?</i> <i>It's ...</i> <i>What color are they?</i> <i>They're ...</i> <i>His / Her</i>	Helping out at home <i>Please pick up ...</i> <i>Please fold ...</i> <i>Sure.</i>	Lesson 3: Socks on the Bed Lesson 4: Butterfly, Butterfly Lesson 6: o, p, & q song Project: make a butterfly	o <i>octopus</i> p <i>pen</i> q <i>queen</i>
8 Me (Parts of the body) <ul style="list-style-type: none"> Identify and count parts of the body 	<i>arms</i> <i>fingers</i> <i>hair</i> <i>head</i> <i>knees</i> <i>legs</i> <i>toes</i>	<i>I have ...</i>	Playing respectfully <i>Not so loud, please.</i> <i>Sorry, Dad.</i>	Lesson 3: How Many Toes? Lesson 6: r, s, & t song	r <i>radio</i> s <i>star</i> t <i>tent</i>
9 Family (Family members) <ul style="list-style-type: none"> Name family members Describe family relationships 	<i>aunt</i> <i>cousin</i> <i>dad</i> <i>grandma</i> <i>grandpa</i> <i>mom</i> <i>uncle</i>	<i>He / She is ...</i> <i>They are ...</i> <i>We are ...</i>	Loving your family <i>I love you, (Grandpa).</i> <i>We love you, too.</i>	Lesson 3: Look at my Pictures Lesson 6: u, v, & w song	u <i>umbrella</i> v <i>van</i> w <i>water</i>
10 My Party (Various foods) <ul style="list-style-type: none"> Talk about likes and dislikes 	<i>cake</i> <i>candy</i> <i>ice cream</i> <i>juice</i> <i>pizza</i> <i>sandwich</i> <i>spaghetti</i>	<i>I like ...</i> <i>I don't like ...</i>	Waiting your turn <i>Is it my turn?</i> <i>Just a minute, please.</i>	Lesson 3: Happy Birthday Lesson 4: A Present for You Lesson 6: x, y, & z song Project: make a birthday mobile	x <i>fox</i> y <i>yogurt</i> z <i>zebra</i>



Unit
1

Hello

Vocabulary

Lesson 1

Listen and say. 1


Listen and find. 2

Look and say.



Tess

Baz



Structure

Lesson 2


Point and say.

Listen and say. » 3

Sing. » 4

Pat

Jig



Adam

Structure: Hello. I'm ... Hi. How are you? I'm fine, thank you. Bye.

Unit 1 Lesson 2

5

Song

Lesson 3

Listen and sing. 🎵 5

Sing and do. 🎵 5

Trace. Count and match.

1

one

2

two

3

three

4

four

5

five



6

six

7

seven

8

eight

9

nine


10

ten

6

Unit 1 Lesson 3

Critical thinking: counting and matching. **Lyrics:** AB p.79
Review: 1–10 **New:** Stand up. Sit down. Point to ... Count to 10.



Sit Down, Jig


Story

Lesson 4

Look and say.

Listen. » 6

Listen and act. » 6



Hello, Pat! Stand up!



Clap, Pat, clap!



It's Baz! Sit down, Jig!



Hello, Pat! Hello, Jig.

Review: Hello. Sit down. Stand up. It's ...

Unit 1 Lesson 4

7

Values

Lesson 5

Listen and say. 7

Say and do.

Act.

Hello, Hannah.
Nice to see you.

Hello, Miss Page.
Nice to see you, too.

8

Unit 1 Lesson 5


Value: being friendly

Everyday English: *Nice to see you. Nice to see you, too.*

Phonics

Lesson 6

Learn the sounds.

Sing.  8

Find.

a b c d e f g h i j k l m n
o p q r s t u v w x y z

Aa



apple

Bb



bird



Phonics: **a** apple, **b** bird

Unit 1 Lesson 6

9

Unit 2

My Classroom

Vocabulary

Lesson 1

Listen and say. 🎧 9

Listen and find. 🎧 10


Look and say.



10

Unit 2 Lesson 1

Vocabulary: bin, board, chair, door, picture, table, window



Structure

Lesson 2

Point and say.

Listen and say.  11

Say and do.

board

door

picture

Structure: *What's this? It's a ...*

Unit 2 Lesson 2




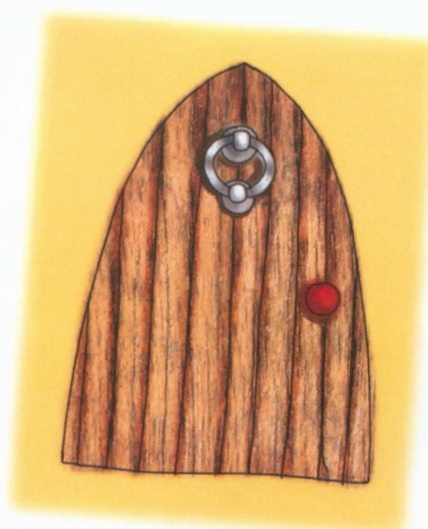




Song

Lesson 3

Listen and sing. 🎧 12

Sing and do. 🎧 12

Think and group.



12

Unit 2 Lesson 3

Critical thinking: grouping **Lyrics:** AB p.79 **Review:** classroom objects
New: Look at me. Come in. Open it. Clean up.



What's This?


Story

Lesson 4


Look and say.

Listen. 🎧 13

Listen and act. 🎧 13



👦 What's this?
👧 It's a chair.



👦 What's this?
👧 It's a door.



👦 What's this?
👧 It's a bin.



👦 What's this?
👧 It's a dog! Woof! Woof!

Review: Hello. Sit down. Stand up. It's ... **New:** dog

Unit 2 Lesson 4

13

Values

Lesson 5

Listen and say. 14

Say and do.

Act.

Please put away your books and come here.

Yes, Miss Page.

14

Unit 2 Lesson 5

Value: listening to the teacher

Everyday English: Please put away your books and come here. Miss

a b **c d** e f g h i j k l m n
o p q r s t u v w x y z

Phonics

Lesson 6

Learn the sounds.

Sing. 🎵 15

Find.

Cc




cat

Dd



dog



Phonics: **c** cat, **d** dog

Unit 2 Lesson 6

15

Unit 3

Playtime

Vocabulary

Lesson 1

Listen and say. 🎧 16

Listen and find. 🎧 17


Look and say.



16

Unit 3 Lesson 1

Vocabulary: balloon, boat, car, doll, game, puzzle, robot



Structure

Lesson 2

Point and say.

Listen and say. 🎧 18

Say and do.

balloon

robot

car

Structure: *This is my ... This is your ...*

Unit 3 Lesson 2

17



Song


Lesson 3

Listen and sing. 🎧 19

Sing and do. 🎧 19

Think and match.





Jig and the Balloon

Story


Lesson 4

Look and say.

Listen. 🎧 20

Listen and act. 🎧 20

1



🐰 Hello, Pat!

🐱 Hi, Jig!


2



🐰 This is my balloon.

🐱 This is my car.


3



🐱 Sit down, Jig.

🐰 OK.

4



🐱 Get ready. 5, 4, 3, 2, 1!

🐰 Goodbye!

Review: Hello. Goodbye. Sit down. This is my ...

Unit 3 Lesson 4

19

Values

Lesson 5

Listen and say. 🎧 21

Say and do.

Act.

Let's share.
Here you are.

Thank you.
Here you go.

20

Unit 3 Lesson 5

Value: sharing


Everyday English: *Let's share. Here you are. Here you go.*

a b c d **e f** g h i j k l m
n o p q r s t u v w x y z

Phonics

Lesson 6

Learn the sounds.

Sing.  22


Find.

Ee




egg

Ff



fan



Phonics: **e** egg, **f** fan

Unit 3 Lesson 6

21

Unit
4

My Things


Vocabulary

Lesson 1

Listen and say. 🎧 23

Listen and find. 🎧 24


Look and say.



22

Unit 4 Lesson 1

Vocabulary: book, eraser, lunch box, notebook, pencil, pencil box, water bottle



Structure

Lesson 2

Point and say.
Listen and say. 25
Say and do.

notebook

pencil

pencil box

eraser

Structure: How many ...? How old are you?

Unit 4 Lesson 2

Song

Lesson 3

Listen and sing. » 26

Sing and do. » 26

Think and group.





Project

Lesson 4

Look and say.

Make.

Sing. 🎵 27



Cross-curricular Project: Math – a number collage Lyrics: AB p.79

Unit 4 Lesson 4

25

Values

Lesson 5

Listen and say. 🎧 28

Say and do.

Act.

Take care of
your jacket.

Thank you.

26

Unit 4 Lesson 5

Value: taking care of your things


Everyday English: *Take care of your ...*

a b c d e f **g h** i j k l m n
o p q r s t u v w x y z

Phonics

Lesson 6

Learn the sounds.

Sing.  29

Find.

Gg




girl

Hh



hand



Phonics: **g** girl, **h** hand

Unit 4 Lesson 6

27

Unit 5

Shapes and Colors

Vocabulary

Lesson 1

Listen and say. 🎧 30

Listen and find. 🎧 31

Look and say.

circle

square


brown

pink

28

Unit 5 Lesson 1

Vocabulary: circle, rectangle, square, triangle, black, brown, pink, white




rectangle

Structure

Lesson 2

Point and say.
Listen and say. 32
Say and do.



black

white

Structure: *It's (brown). It's a (pink) (triangle).*

Unit 5 Lesson 2

29


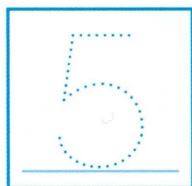
Song

Lesson 3

Listen and sing. 🎧 33

Sing and do. 🎧 33

Think and count.



30

Unit 5 Lesson 3

Critical thinking: recognizing and counting shapes **Lyrics:** AB p.79
Review: shapes and colors **New:** Tell me.



It's a Red Hat!


Story

Lesson 4

Look and say.

Listen. 🎧 34


Listen and act. 🎧 34



🐱 What's this? It's a red hat.



🐱 It's a red and white hat!



🐱 It's a red, white, and pink hat!



🐱 It's Jig in a hat!

Review: *What's this? It's a (red) and (white) ...* **New:** *hat*

Unit 5 Lesson 4

31

Values

Lesson 5

Listen and say. 🎧 35

Say and do.

Act.

Clean up!

Let's work together.

32

Unit 5 Lesson 5

Value: being neat and tidy

Everyday English: *Clean up. Let's work together.*

a b c d e f g h **i j k** l m
n o p q r s t u v w x y z

Phonics

Lesson 6

Learn the sounds.

Sing.  36

Find.

Ii



insect

Jj




jar

Kk



kite



Phonics: **i** insect, **j** jar, **k** kite

Unit 5 Lesson 6

33

Unit 6

Pets

Vocabulary

Lesson 1

Listen and say. 🎧 37

Listen and find. 🎧 38

Look and say.



34

Unit 6 Lesson 1

Vocabulary: *butterfly, dog, fish, mouse, rabbit, snail, turtle*



Structure

Lesson 2

Point and say.

Listen and say. 39

Say and do.

Structure: *Is it a ...? Yes, it is / No, it isn't.*

Unit 6 Lesson 2

35


Song

Lesson 3

Listen and sing. 🎧 40

Sing and do. 🎧 40

Think and match.



36

Unit 6 Lesson 3

Critical thinking: pairing. Lyrics: AB p.79
Review: How many ? 1-10 New: 11-20



Is it a Rabbit?

Story

Lesson 4


Look and say.

Listen. 🎧 41

Listen and act. 🎧 41



👦 Is it a rabbit?
👩 No, it isn't.



👦 Is it a fish?
👩 No, it isn't.



👦 Is it a mouse?
👩 No, it isn't.



👩 Look. It's a dog!

Review: rabbit, fish, mouse, dog. Is it a ...? No, it isn't.

Unit 6 Lesson 4

37

Values

Lesson 5

Listen and say. 🗣️ 42

Say and do.

Act.

Come here,
Here's your water.



38

Unit 6 Lesson 5

Value: being kind to pets

Everyday English: *Come here. Here's your water.*

a b c d e f g h i j k **l m n**
o p q r s t u v w x y z

Phonics

Lesson 6

Learn the sounds.

Sing. 🎵 43

Find.

Ll



lion

Mm



moon

Nn



nose



Phonics: **l** lion, **m** moon, **n** nose

Unit 6 Lesson 6

39

Unit 7

My Closet

Vocabulary

Lesson 1

Listen and say. 🎧 44

Listen and find. 🎧 45

Look and say.

shirt

socks

shorts

dress

40

Unit 7 Lesson 1

Vocabulary: *dress, jeans, shirt, shoes, shorts, socks, sweater*



Structure

Lesson 2

Point and say.
Listen and say. 46
Say and do.

sweater

jeans

shoes

Structure: What color is it? It's ... What color are they? They're ...

Unit 7 Lesson 2

41

Song

Lesson 3

Listen and sing. 🎧 47

Sing and do. 🎧 47

Think and match.




Project

Lesson 4

Make.

Sing. » 48

Sing and do. » 48



Cross-curricular Project: Science – make a butterfly Lyrics: AB p.79

Unit 7 Lesson 4

43

Values

Lesson 5

Listen and say. 🎧 49

Say and do.

Act.



Please pick up your shirt.
Please fold your clothes.

Sure, Dad.

44

Unit 7 Lesson 5

Value: helping out at home

Everyday English: Please pick up ... Please fold ... Sure, ...

a b c d e f g h i j k l m n
o p q r s t u v w x y z

Phonics

Lesson 6

Learn the sounds.

Sing. 🎵 50

Find.

O o



octopus

P p




pen

Q q



queen



Phonics: **o** octopus, **p** pen, **q** queen

Unit 7 Lesson 6

45

Unit 8

Me



Vocabulary

Lesson 1

Listen and say. 🎧 51

Listen and find. 🎧 52

Look and say.



head

legs

46

Unit 8 Lesson 1

Vocabulary: *arms, fingers, hair, head, knees, legs, toes*



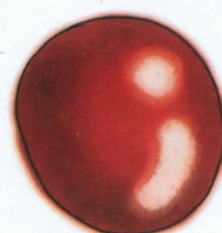

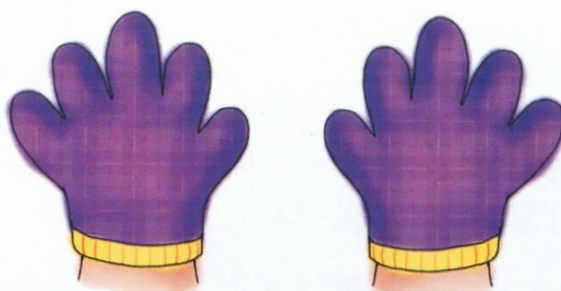
Song


Lesson 3

Listen and sing. 54

Sing and do. 54

Think and match.





I Have Ten Fingers!


Story

Lesson 4


Look and point.

Listen and say. » 55


Listen and act. » 55



 You have a rabbit!




 You have a dog!



 You have a butterfly!



 Now, I have two hands and ten fingers!

Review: *butterfly, dog, fingers, hands, rabbit, I have ...*

Unit 8 Lesson 4

49

Values

Lesson 5

Listen and say. 🗣️ 56

Say and do.

Act.

Not so loud, please.

Sorry, Dad.



50 Unit 8 Lesson 5

Value: playing respectfully

Everyday English: *Not so loud, please. Sorry, ...*

a b c d e f g h i j k l m n
o p q **r s t** u v w x y z

Phonics

Lesson 6

Learn the sounds.

Sing.  57

Find.

Rr



radio

Ss



star

Tt



tent



Phonics: **r** radio, **s** star, **t** tent

Unit 8 Lesson 6

51

Unit
9

Family

Vocabulary

Lesson 1

Listen and say. 🎧 58

Listen and find. 🎧 59

Look and say.

uncle

mom

aunt

cousin

Structure

Lesson 2

Point and say.

Listen and say. 🗣️ 60

Say and do.

dad

grandma

grandpa

Structure: *He / She is ... They are ...*

Unit 9 Lesson 2

53


Song

Lesson 3

Listen and sing. 🎧 61

Sing and do. 🎧 61

Think and find.



This is My Family!


Story

Lesson 4


Look and say.

Listen. » 62


Listen and act. » 62




They are my dad and my mom.
Wow!



This is grandma and grandpa!
Wow!



This is ...
You, Tess! You're a baby!



No, it isn't Tess. It's me!
Sorry, Baz!

Review: dad, grandma, grandpa, mom, This is ... They are ... **New:** baby

Unit 9 Lesson 4

55

Values

Lesson 5

Listen and say. 🎧 63

Say and do.

Act.

I love you, Grandma.
I love you, Grandpa.

We love you, too.



56

Unit 9 Lesson 5

Value: loving your family
Everyday English... We love you, too.

a b c d e f g h i j k l m
n o p q r s t **u v w** x y z

Phonics

Lesson 6

Learn the sounds.

Sing. 🎵 64

Find.

Uu

Vv

Ww



umbrella



van



water



Phonics: **u** umbrella, **v** van, **w** water

Unit 9 Lesson 6

57

Unit 10

My Party

Vocabulary

Lesson 1

Listen and say. 🎧 65

Listen and find. 🎧 66

Look and say.

Happy
Birthday

candy

spaghetti

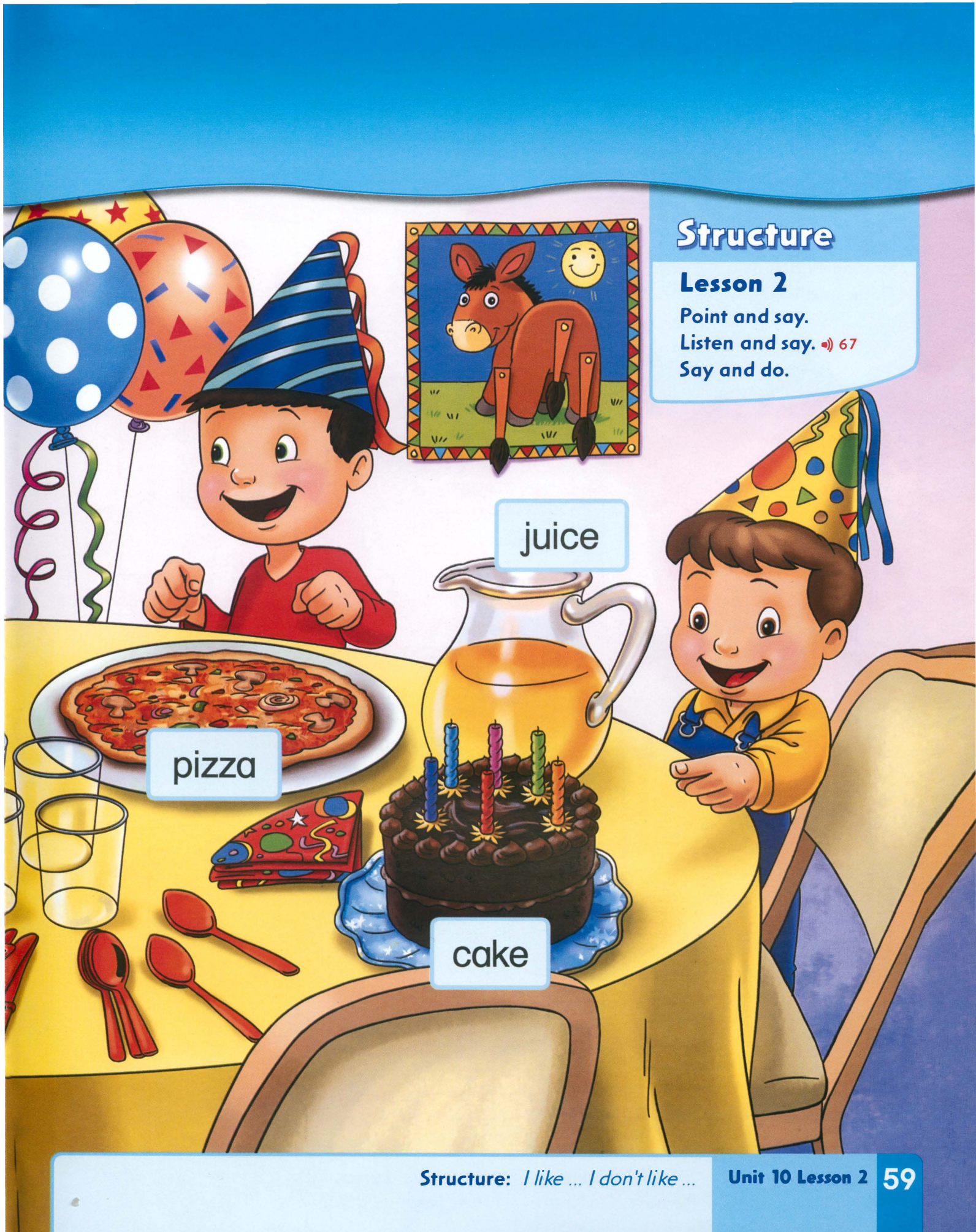
sandwich

ice cream

58


Unit 10 Lesson 1

Vocabulary: cake, candy, ice cream, juice, pizza, sandwich, spaghetti



Structure

Lesson 2

Point and say.
Listen and say.  67
Say and do.

Structure: *I like ... I don't like ...*

Unit 10 Lesson 2 **59**

Song

Lesson 3

Listen and sing. 🎧 68

Sing and do. 🎧 68

Think and find.



60

Unit 10 Lesson 3

Critical thinking: solving a puzzle Lyrics: AB p.79

Review: I / We like .. New: Happy Birthday!

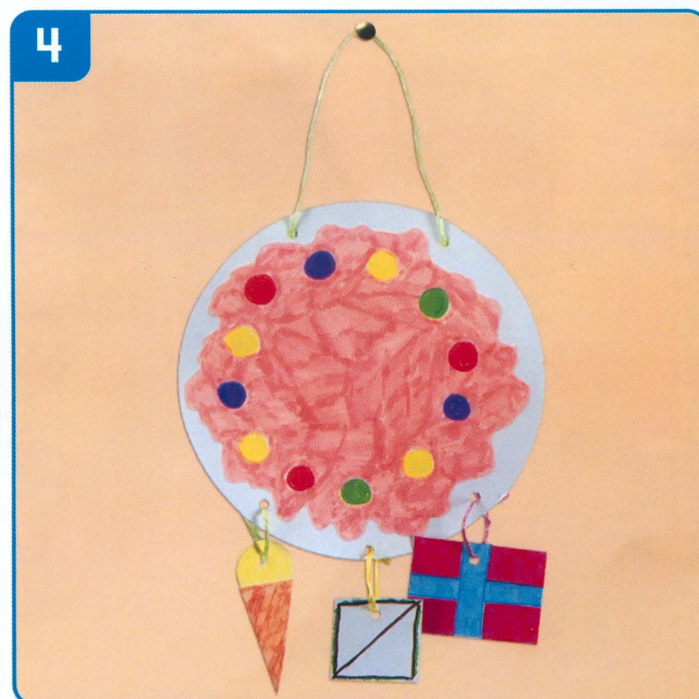
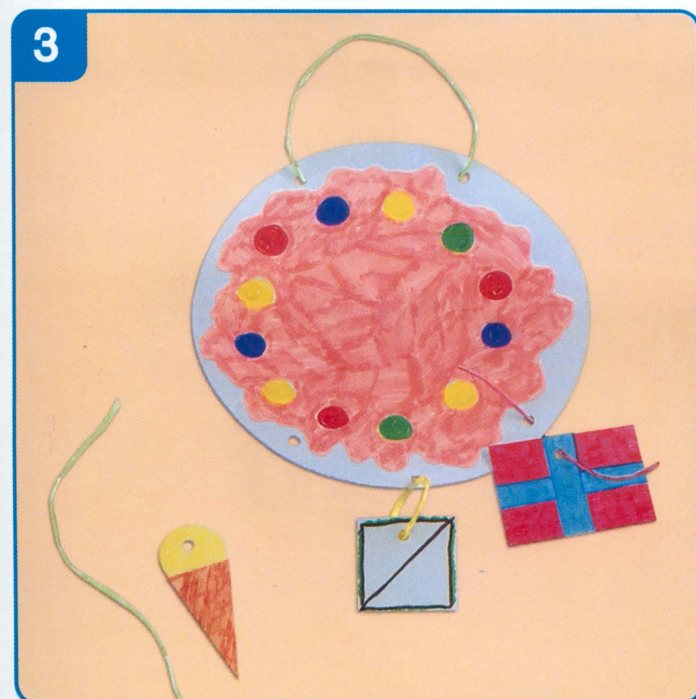


Project

Lesson 4

Make.

Sing. ۶۹

Sing and do. ۶۹



Cross-curricular Project: Art – a birthday mobile Lyrics: AB p.79

Unit 10 Lesson 4 61

Values

Lesson 5

Listen and say. 🎧 70

Say and do.

Act.

Is it my turn?

Just a minute, please.

62

Unit 10 Lesson 5

Value: waiting your turn

Everyday English: *Is it my turn? Just a minute, ...*

a b c d e f g h i j k l m
n o p q r s t u v w **x y z**

Phonics

Lesson 6

Learn the sounds.

Sing. 🎵 71

Find.

Xx



fox

Yy




yogurt

Zz



zebra



Phonics: **x** fox, **y** yogurt, **z** zebra

Unit 10 Lesson 6

63

OXFORD
UNIVERSITY PRESS

Great Clarendon Street, Oxford, OX2 6DP, United Kingdom
Oxford University Press is a department of the University of Oxford.
It furthers the University's objective of excellence in research, scholarship,
and education by publishing worldwide. Oxford is a registered trade
mark of Oxford University Press in the UK and in certain other countries

© Oxford University Press 2011
The moral rights of the author have been asserted
First published in 2011
2015 2014 2013 2012 2011
10 9 8 7 6 5 4 3 2 1

No unauthorized photocopying

All rights reserved. No part of this publication may be reproduced, stored
in a retrieval system, or transmitted, in any form or by any means, without
the prior permission in writing of Oxford University Press, or as expressly
permitted by law, by licence or under terms agreed with the appropriate
reprographics rights organization. Enquiries concerning reproduction outside
the scope of the above should be sent to the ELT Rights Department, Oxford
University Press, at the address above

You must not circulate this work in any other form and you must impose
this same condition on any acquirer
Links to third party websites are provided by Oxford in good faith and for
information only. Oxford disclaims any responsibility for the materials
contained in any third party website referenced in this work

ISBN: 978 0 19 443336 5 Student's Book
ISBN: 978 0 19 443345 7 Pack

Printed in China
Reprinted 2012

This book is printed on paper from certified and well-managed sources

ACKNOWLEDGEMENTS

The publisher would like to thank the following for permission to reproduce photographs:
Alamy pp.14 (students/Gabe Palmer), 20 (insect/Dan Burton, horse/Juniors
Bildarchiv), 32 (leaves/LHB Photo), 50 (eggs/David Lee, soup/Pixmann),
56 (clown/John McKenna, acrobat/supershoot); Argos Direct p.38 (slide);
Corbis UK Ltd. pp.8 (Dad/Patrick Lane/Somos Images), 21 (bath/Heide
Benser), 50 (white girl/Image Source, yoghurt/Maximilian Stock Ltd/The Food
Passionates), 56 (trapeze/John Lund/Blend Images, juggler/Jon Hrusa/Epa);
Getty Images pp.8 (grandparents/Comstock), 14 (drum/Dave King), 20 (rabbit/
Comstock), 32 (tree/Travelif), 50 (african boy/Ryan McVay); GLTC p.38 (car),
38 (trundle); iStockphoto pp.50 (toast/Svetlana Foote), 57 (bun/Davide
Chiarito); Oxford University Press p.8 (girl/Photodisc); Photolibrary Group
pp.14 (teacher/Image100), 32 (cactus/Wendy Connett), 44 (underwater scene),
50 (hispanic boy/Fotosearch Premium); Shutterstock pp.45 (wig/Gladsikh
Tatiana), 50 (asian girl/Grafica).

Cover illustration by: Paul Gibbs

Main illustrations by: Paul Gibbs


All commissioned photography by: Graham Adler at MM Studios pp.07, 13, 19, 26,
25, 31, 37, 43, 44, 49, 55, 61

With special thanks to staff and pupils at Long Furlong Primary School,
Abingdon.



First Friends 2

Activity Book



Susan Iannuzzi

OXFORD
UNIVERSITY PRESS

Level 2 Scope and Sequence

Topics & Objectives	Vocabulary	Structure	Values & Everyday English	Songs & Projects	Phonics
1 Hello (Greetings) <ul style="list-style-type: none"> Say hello and introduce yourself 	Adam Baz Jig Pat Tess 1–10 (review)	Hello / Hi. I'm ... Bye. How are you? I'm fine, thank you.	Being friendly Nice to see you. Nice to see you, too.	Lesson 2: Hello, Pat! Lesson 3: Point to Jig Lesson 6: a & b song	a apple b bird
2 My Classroom (Classroom objects) <ul style="list-style-type: none"> Ask about and identify things 	bin board chair door picture table window	What's this? It's a ...	Listening to the teacher Please put away your books and come here. Miss	Lesson 3: Look at Me Lesson 6: c & d song	c cat d dog
3 Playtime (Toys) <ul style="list-style-type: none"> Identify possessions 	balloon boat car doll game puzzle robot	This is my ... This is your ...	Learning to share Let's share. Here you are. Here you go.	Lesson 3: Doll and Robot Lesson 6: e & f song	e egg f fan
4 My Things (School possessions) <ul style="list-style-type: none"> Ask someone's age Ask about quantities 	book eraser lunch box notebook pencil pencil box water bottle	How many ...? Plurals How old are you?	Taking care of things Take care of your jacket.	Lesson 3: How Many Pencils? Lesson 4: Count With Me. Lesson 6: g & h song Project: number collage	g girl h hand
5 Shapes and Colors <ul style="list-style-type: none"> Describe the shape and color of objects 	circle rectangle square triangle black brown pink white	It's (brown). It's a (pink) (triangle).	Being neat and tidy Clean up. Let's work together.	Lesson 3: Shapes and Colors Lesson 6: i, j, & k song	i insect j jar k kite


Topics & Objectives	Vocabulary	Structure	Values & Everyday English	Songs & Projects	Phonics
6 Pets <ul style="list-style-type: none"> Learn about different types of pets Guess animals 	<i>butterfly</i> <i>dog</i> <i>fish</i> <i>mouse</i> <i>rabbit</i> <i>snail</i> <i>turtle</i> <i>11-20 (introduction)</i>	<i>Is it a ...?</i> <i>Yes, it is.</i> <i>No, it isn't.</i>	Caring for pets <i>Come here, doggy.</i> <i>Here's your water.</i>	Lesson 3: How Many Butterflies? Lesson 6: I, m, & n song	<i>I</i> <i>lion</i> <i>m</i> <i>moon</i> <i>n</i> <i>nose</i>
7 My Closet (Clothes) <ul style="list-style-type: none"> Ask about and describe clothes by color 	<i>dress</i> <i>jeans</i> <i>shirt</i> <i>shoes</i> <i>shorts</i> <i>socks</i> <i>sweater</i>	<i>What color is it?</i> <i>It's ...</i> <i>What color are they?</i> <i>They're ...</i> <i>His / Her</i>	Helping out at home <i>Please pick up ...</i> <i>Please fold ...</i> <i>Sure.</i>	Lesson 3: Socks on the Bed Lesson 4: Butterfly, Butterfly Lesson 6: o, p, & q song Project: make a butterfly	<i>o</i> <i>octopus</i> <i>p</i> <i>pen</i> <i>q</i> <i>queen</i>
8 Me (Parts of the body) <ul style="list-style-type: none"> Identify and count parts of the body 	<i>arms</i> <i>fingers</i> <i>hair</i> <i>head</i> <i>knees</i> <i>legs</i> <i>toes</i>	<i>I have ...</i>	Playing respectfully <i>Not so loud, please</i> <i>Sorry, Dad.</i>	Lesson 3: How Many Toes? Lesson 6: r, s, & t song	<i>r</i> <i>radio</i> <i>s</i> <i>star</i> <i>t</i> <i>tent</i>
9 Family (Family members) <ul style="list-style-type: none"> Name family members Describe family relationships 	<i>aunt</i> <i>cousin</i> <i>dad</i> <i>grandma</i> <i>grandpa</i> <i>mom</i> <i>uncle</i>	<i>He / She is ...</i> <i>They are ...</i> <i>We are ...</i>	Loving your family <i>I love you. (Grandpa).</i> <i>We love you, too.</i>	Lesson 3: Look at my Pictures Lesson 6: u, v, & w song	<i>u</i> <i>umbrella</i> <i>v</i> <i>van</i> <i>w</i> <i>water</i>
10 My Party (Various foods) <ul style="list-style-type: none"> Talk about likes and dislikes 	<i>cake</i> <i>candy</i> <i>ice cream</i> <i>juice</i> <i>pizza</i> <i>sandwich</i> <i>spaghetti</i>	<i>I like ...</i> <i>I don't like ...</i>	Waiting your turn <i>Is it my turn?</i> <i>Just a minute, please.</i>	Lesson 3: Happy Birthday Lesson 4: A Present for You Lesson 6: x, y, & z song Project: make a birthday mobile	<i>x</i> <i>fox</i> <i>y</i> <i>yogurt</i> <i>z</i> <i>zebra</i>

Unit
1

Hello



Lesson 1

1 Match and say.


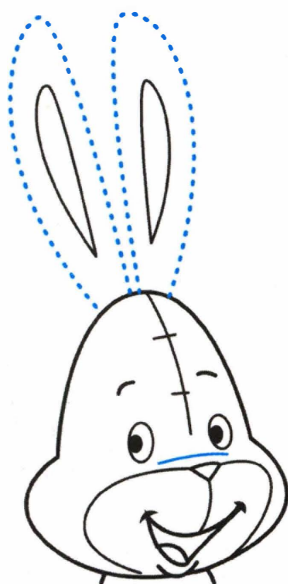


Lesson 2

1 Draw and match.



Jig ●▶ Tess ●▶ Pat ●▶ Baz ●▶

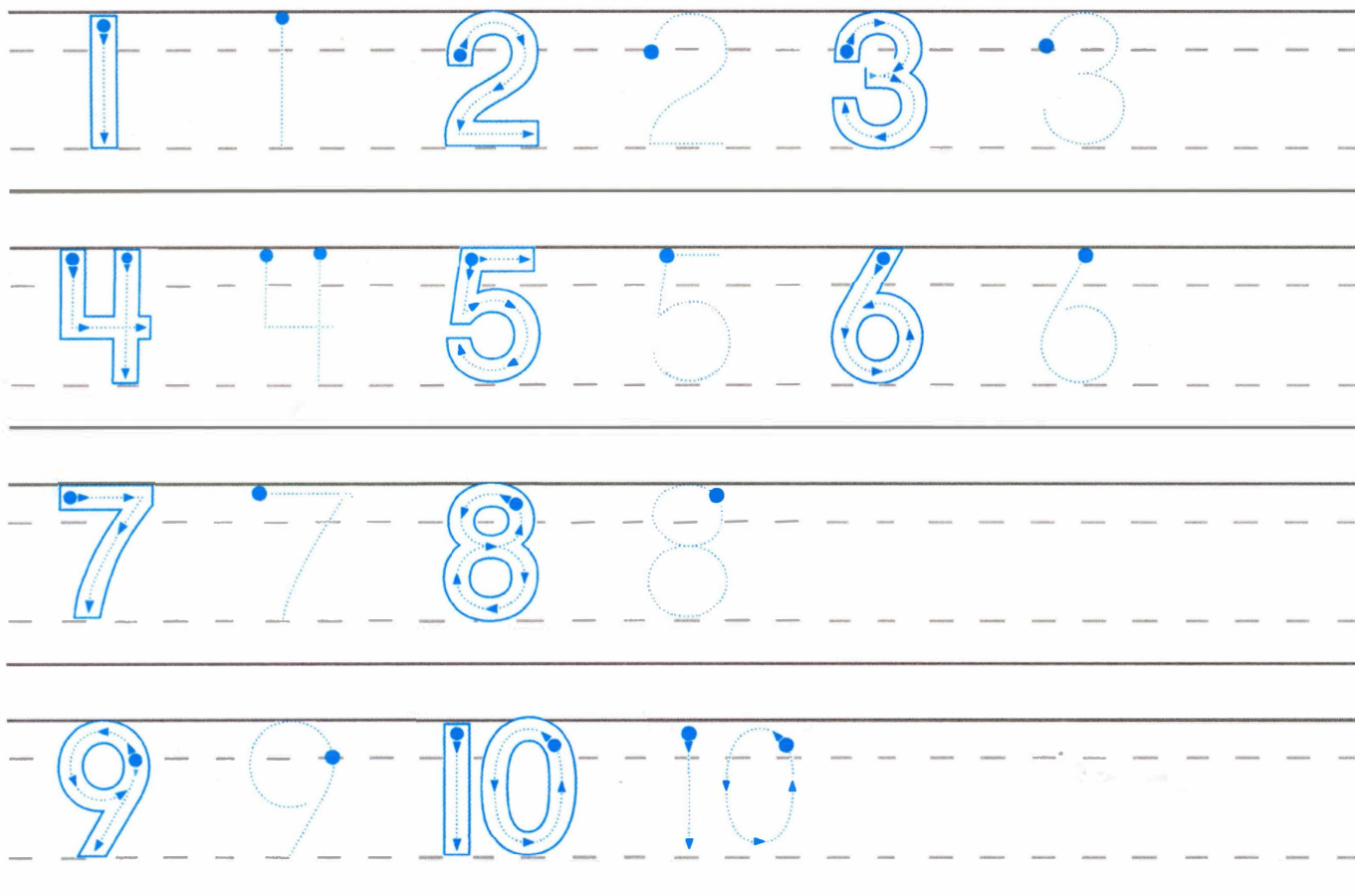


Unit 1 Lesson 2

5

Lesson 3

1 Trace and write.



2 Join the dots.














6

Unit 1 Lesson 3

Lesson 4

1 Find and circle.




Lesson 5

1 Trace and say.

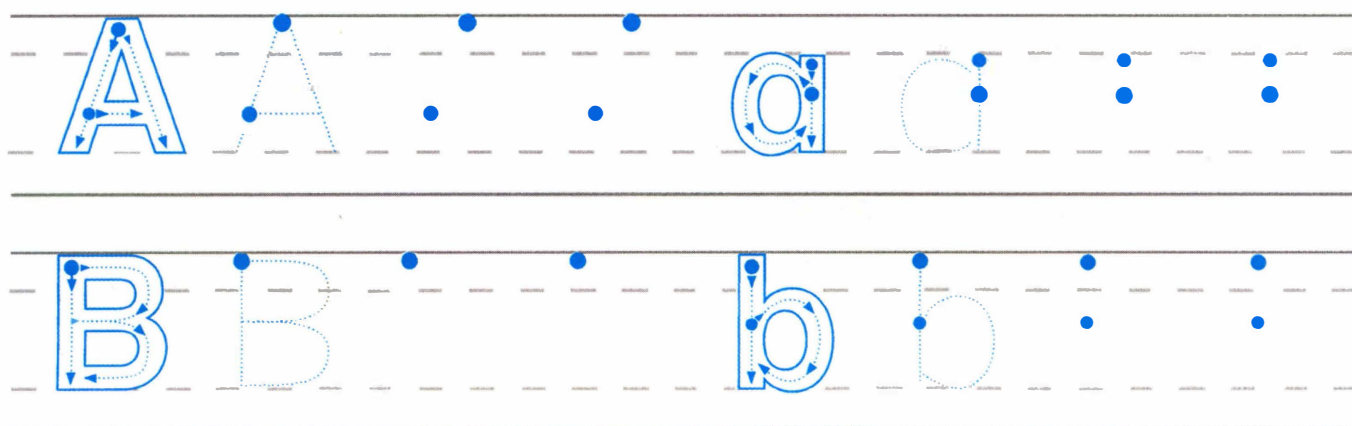


2 Trace and color.



Lesson 6

1 Trace and write.



2 Trace and say. Color.




apple



bird

Review

1 Follow the numbers.

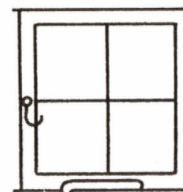

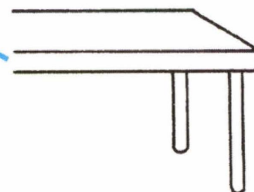


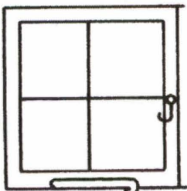

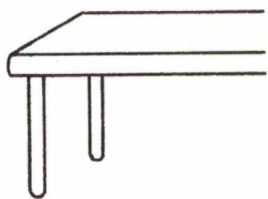


Unit 2

My Classroom

Lesson 1

1 Match and say.

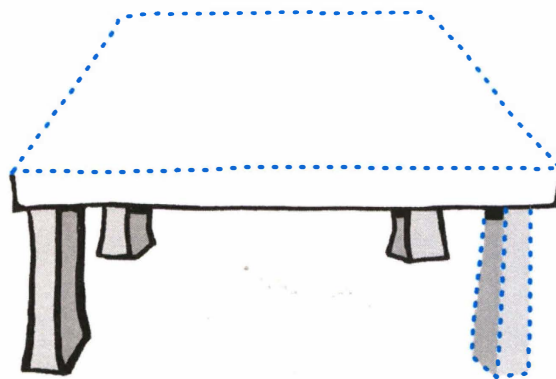
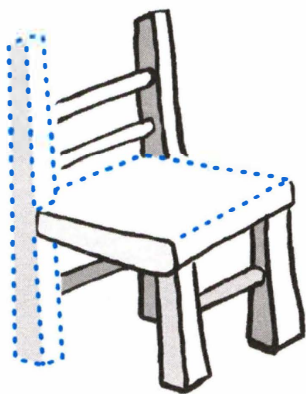

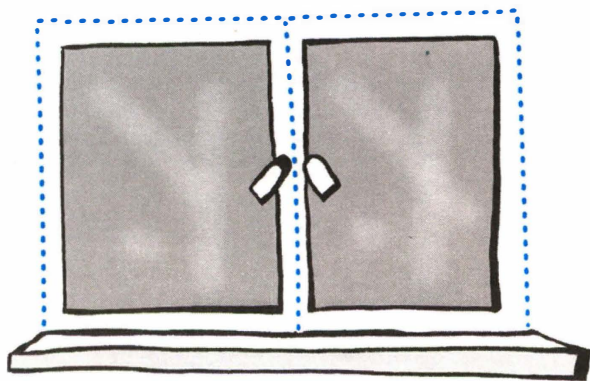


Unit 2 Lesson 1




Lesson 2

1 Draw and say.

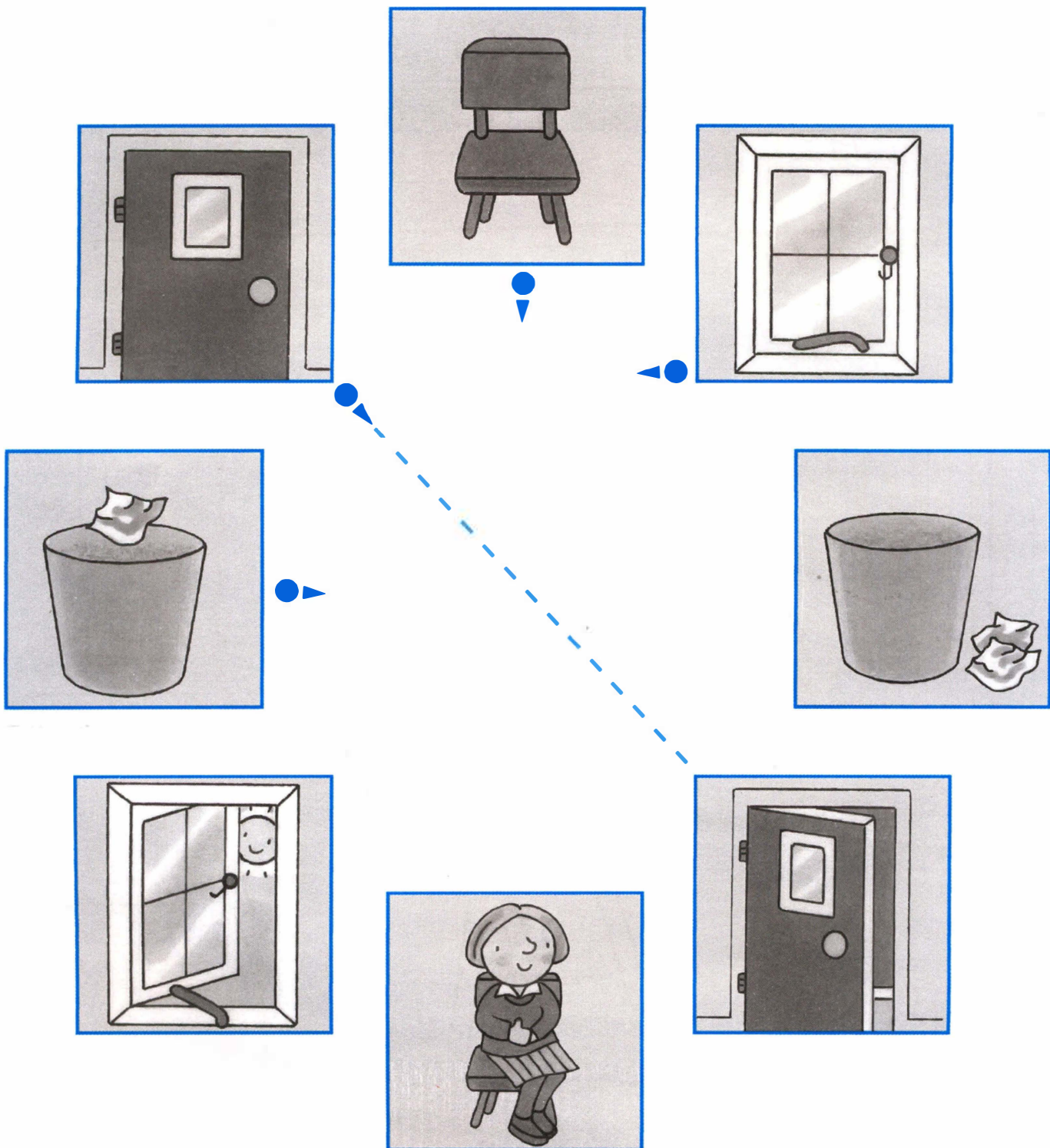


2 Draw and color.



Lesson 3

1 Match and say.




Unit 2 Lesson 3


13

Lesson 4


1 Color and say.



1 Trace and say.

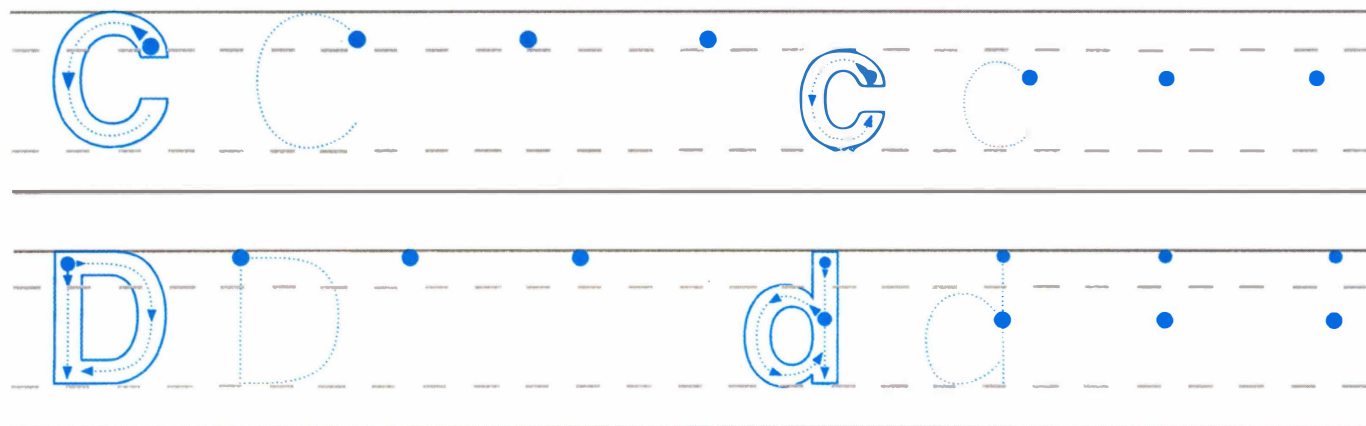


2 Trace and color.




Lesson 6

1 Trace and write.



2 Trace and say. Color.





cat



dog

1 Find, say, and circle.




Unit 3

Playtime




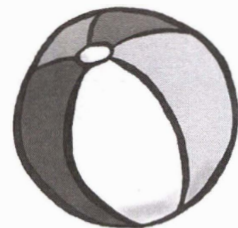


Lesson 1

1 Find and color.



Lesson 2

1 Match and say.


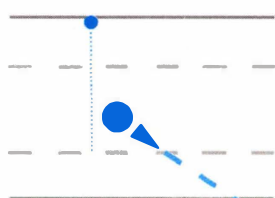


Unit 3 Lesson 2


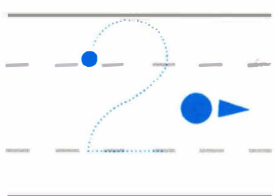
19

Lesson 3

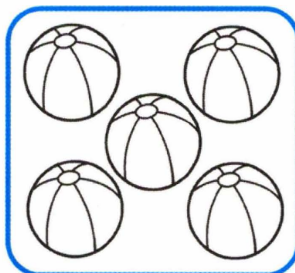
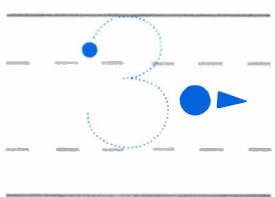
1 Write and say. Match.




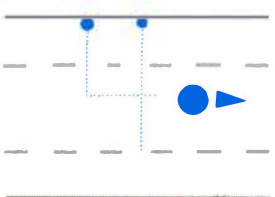
one



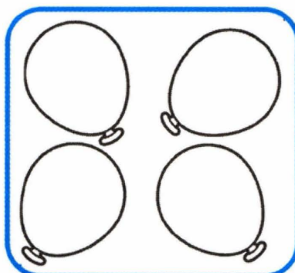
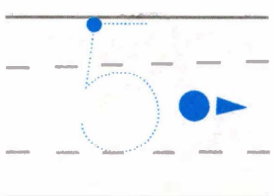
two



three




four



five

1 Say and count. Color.


one




two




three



four




five




Lesson 5

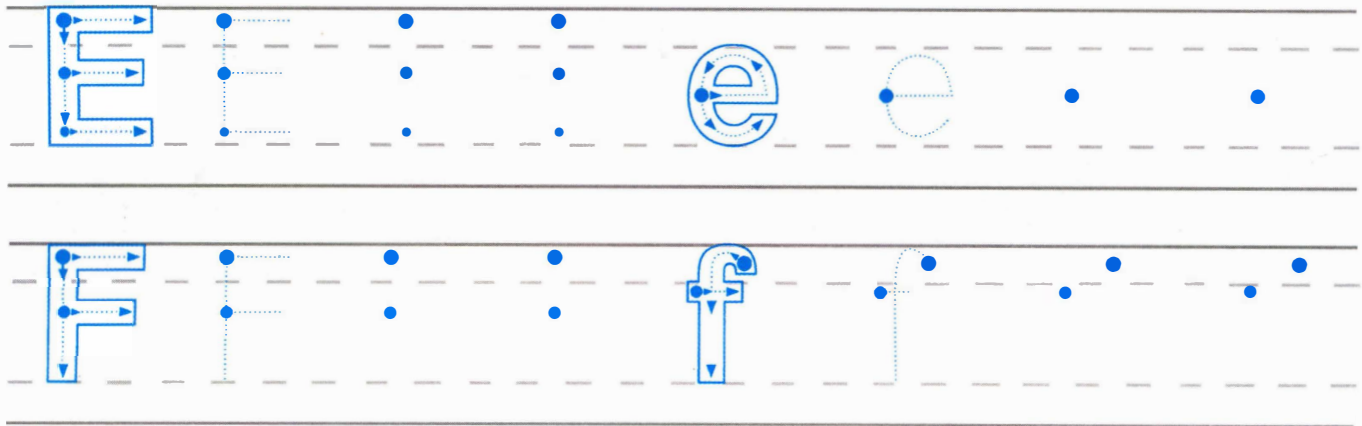
1 Trace and say.




2 Trace and color.




1 Trace and write.



2 Trace and say. Color.












egg



fan

Review

1 Say and match.


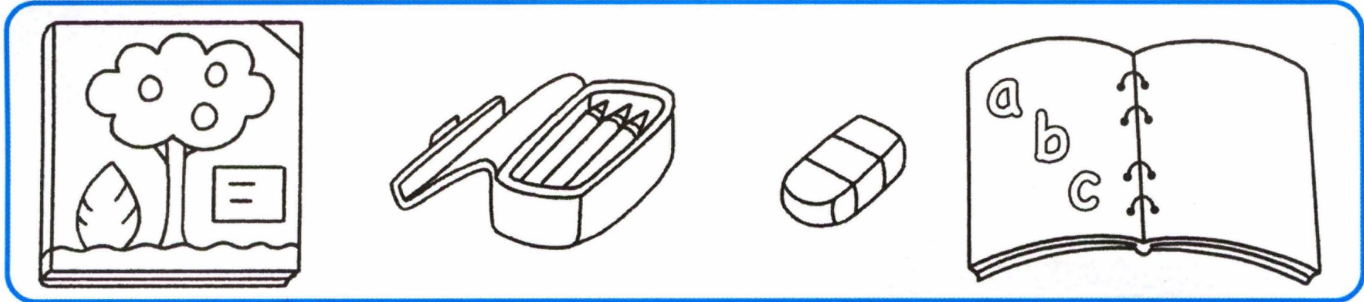


Unit
4

My Things

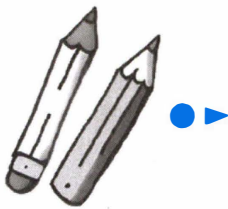

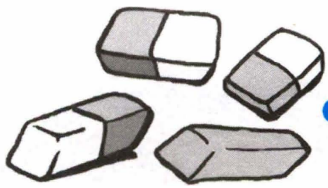
Lesson 1

1 Find and say. Color.



Lesson 2

1 Count and match.



3

2

4

2 Draw, write, and say.




5



Lesson 3

1 Find and count. Write the number.

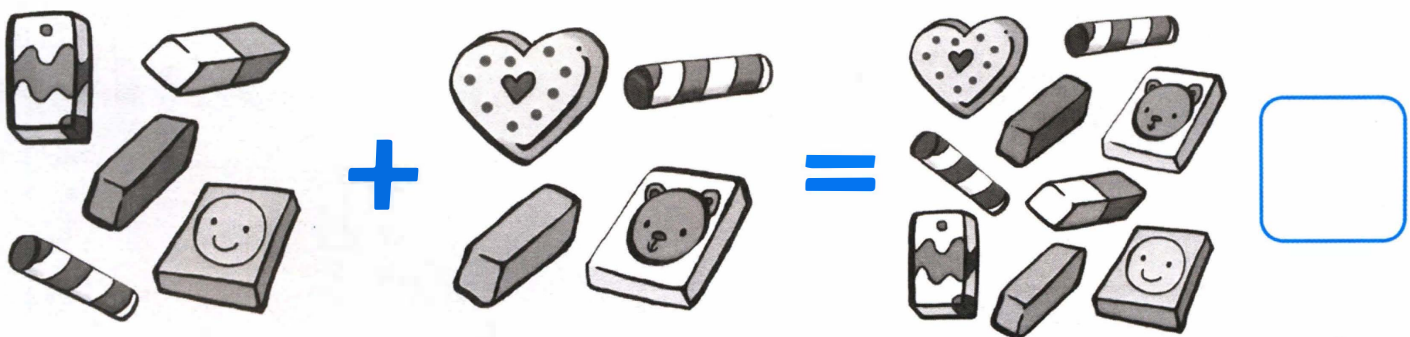


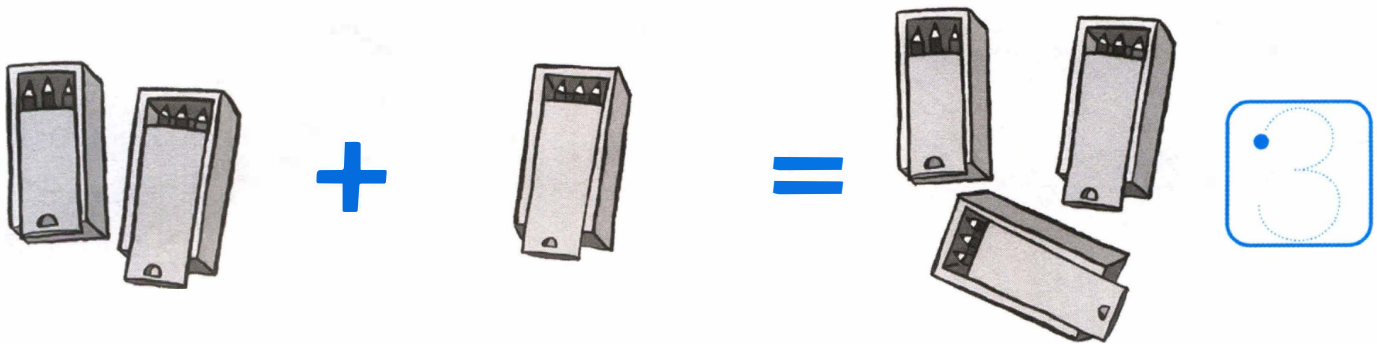


Unit 4 Lesson 3

27

Lesson 4

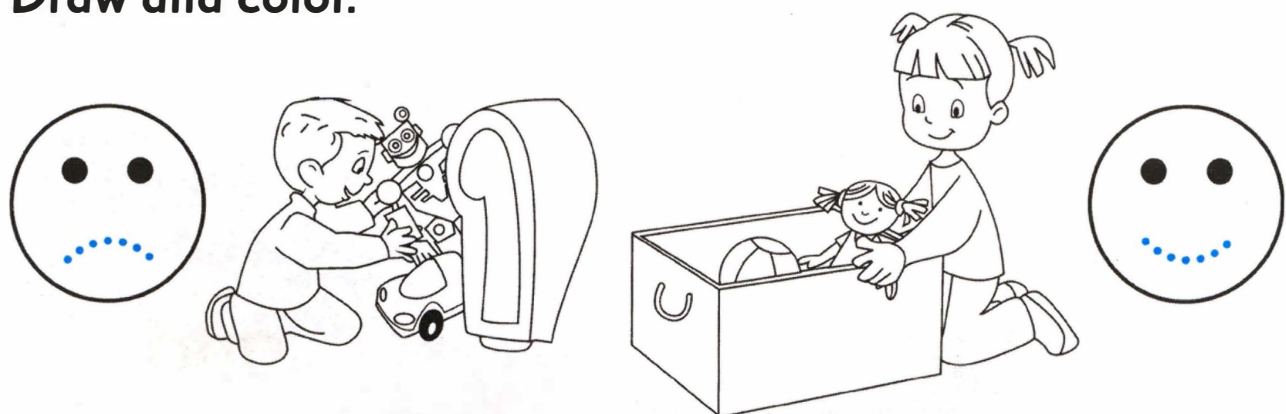
1 Count and add. Write the number.



1 Trace and say.

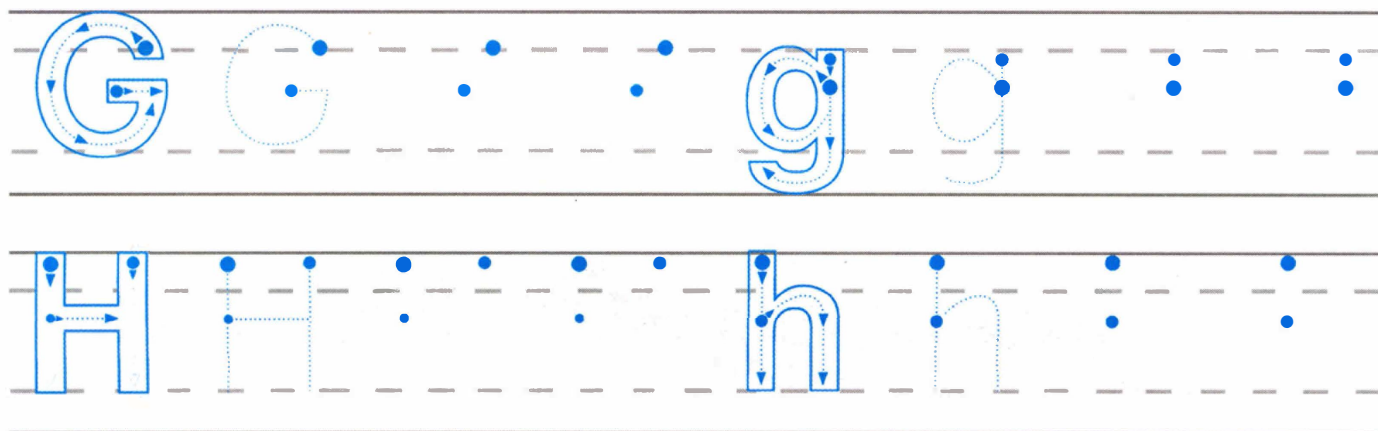


2 Draw and color.



Lesson 6

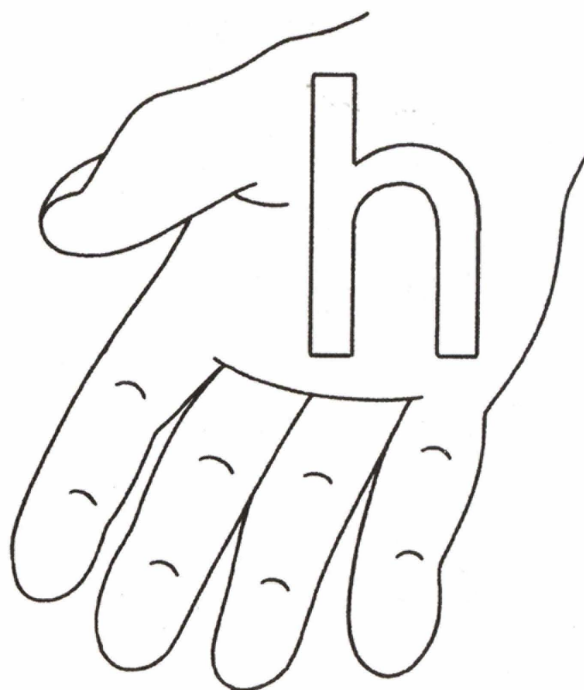
1 Trace and write.



2 Trace and say. Color.




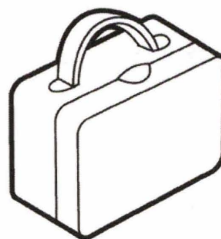



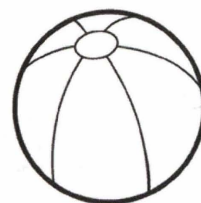




girl



hand

1 Say and circle.



b

d

f




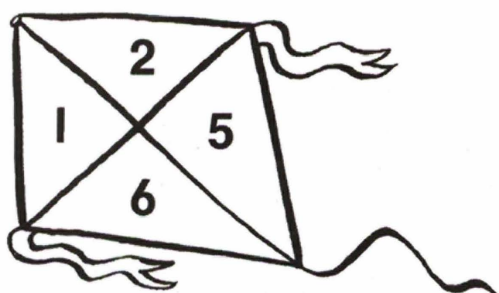
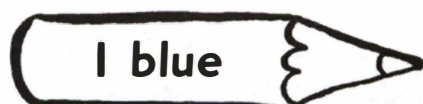
5

Unit 5

Shapes and Colors

Lesson 1

1 Say and color.



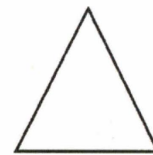
Lesson 2

1 Draw and color.


brown




green



blue

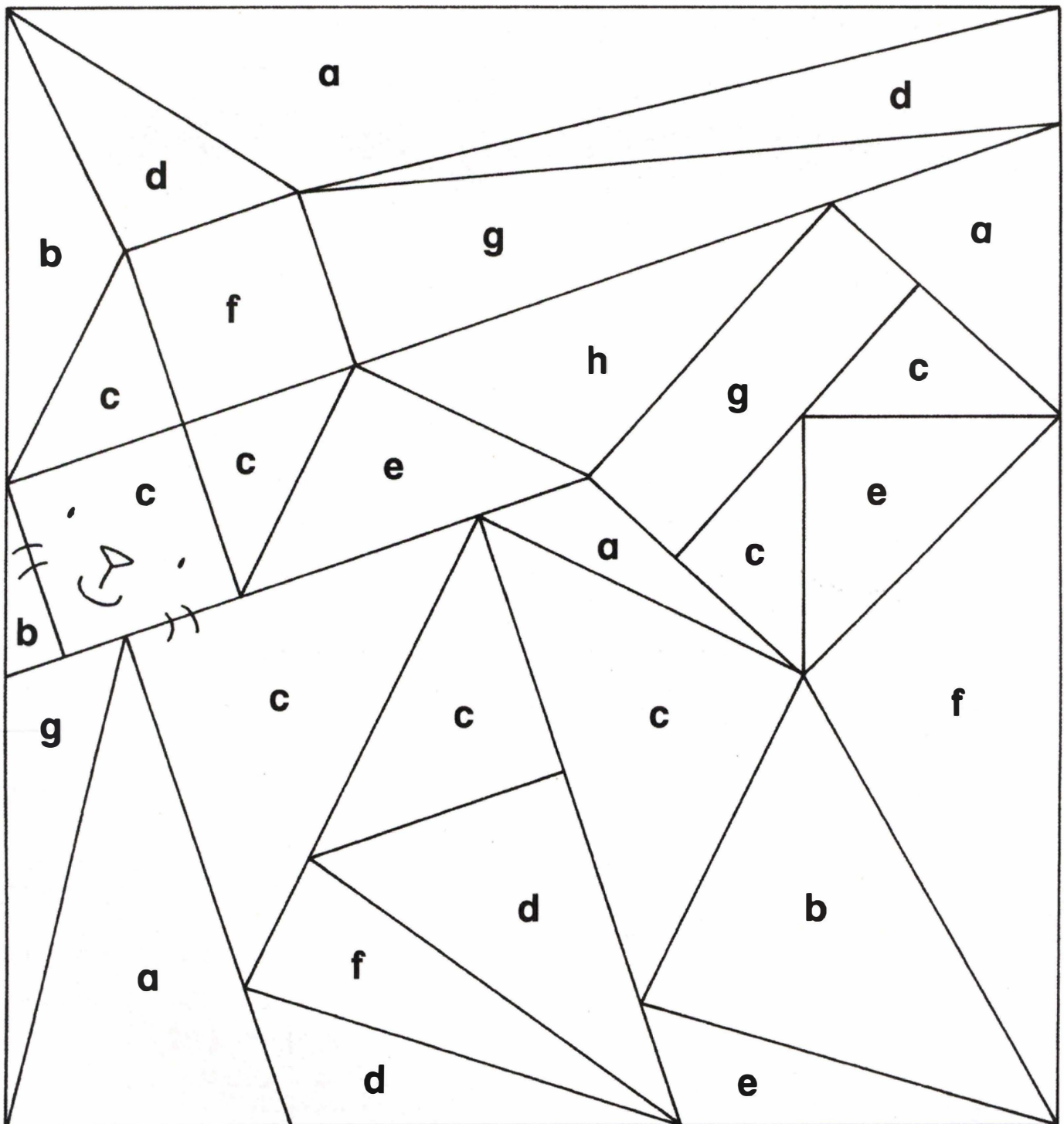


yellow




Lesson 3

1 Color the c shapes. Say.




1 Trace and say. Color.


a red car




a brown triangle



a pink square



a blue balloon



Lesson 5

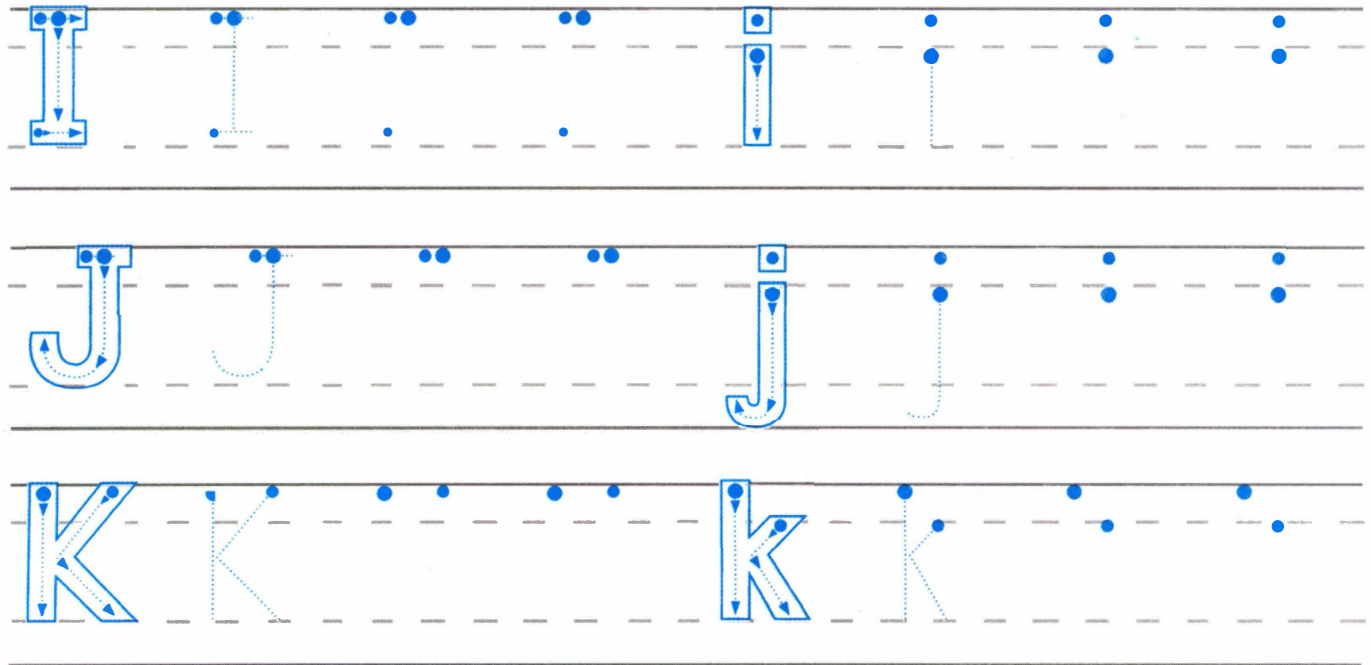
1 Trace and say.



2 Draw and color.



1 Trace and write.




2 Trace and say. Color.

insect



jar

kite







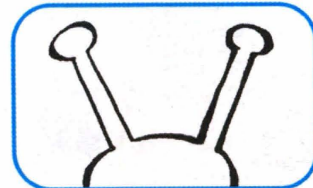

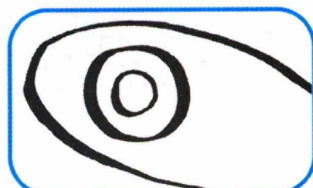




Review

1 Find, say, and circle.




1 Match and say.




Lesson 2

1 Say and count. Circle.


one




three




four




six




eight



nine




ten





Lesson 3


1 Count and write the number.




14










Unit 6 Lesson 3


41

Lesson 4

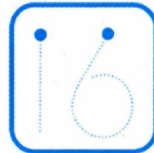

1 Count and match. Write.




twelve



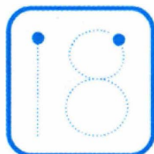
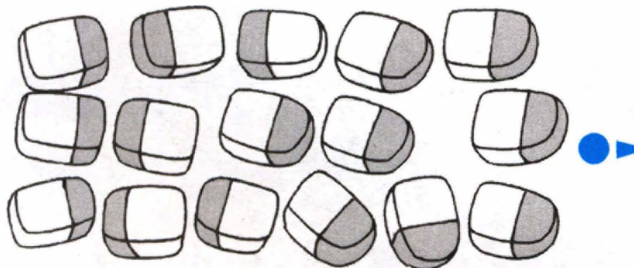
thirteen



sixteen




nineteen




eighteen

Lesson 5

1 Trace and say.

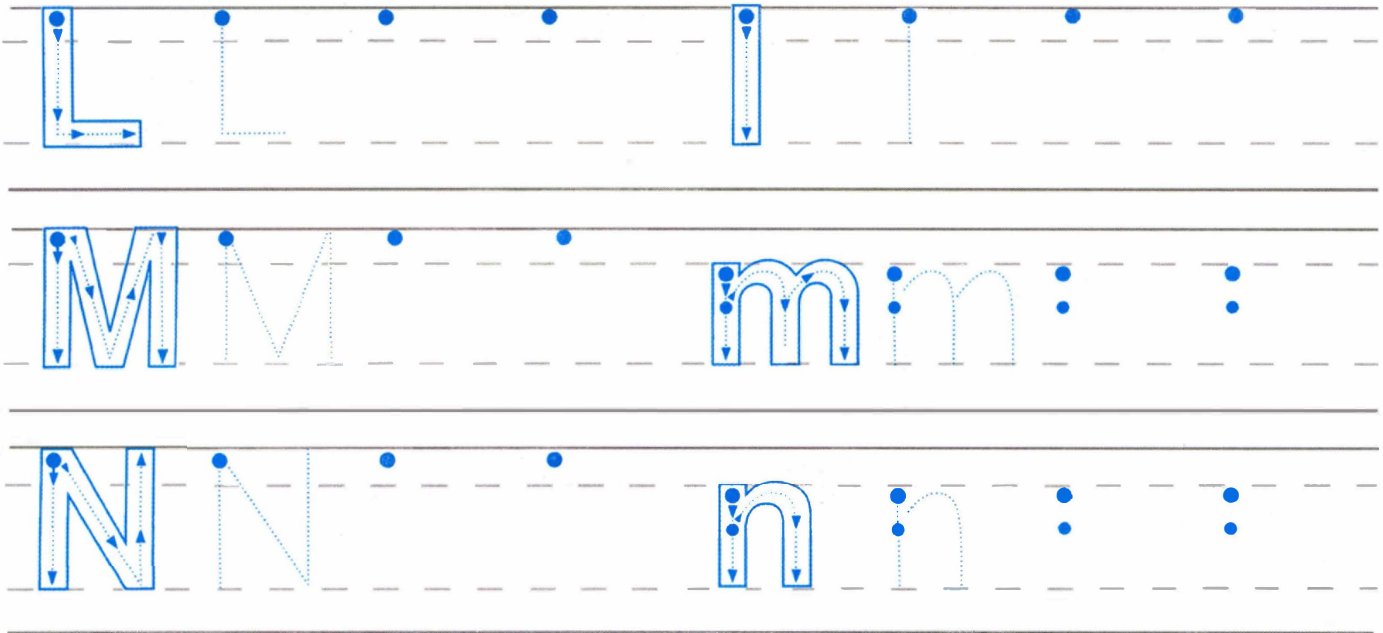


2 Draw and color.



Lesson 6

1 Trace and write.




2 Trace and say. Color.

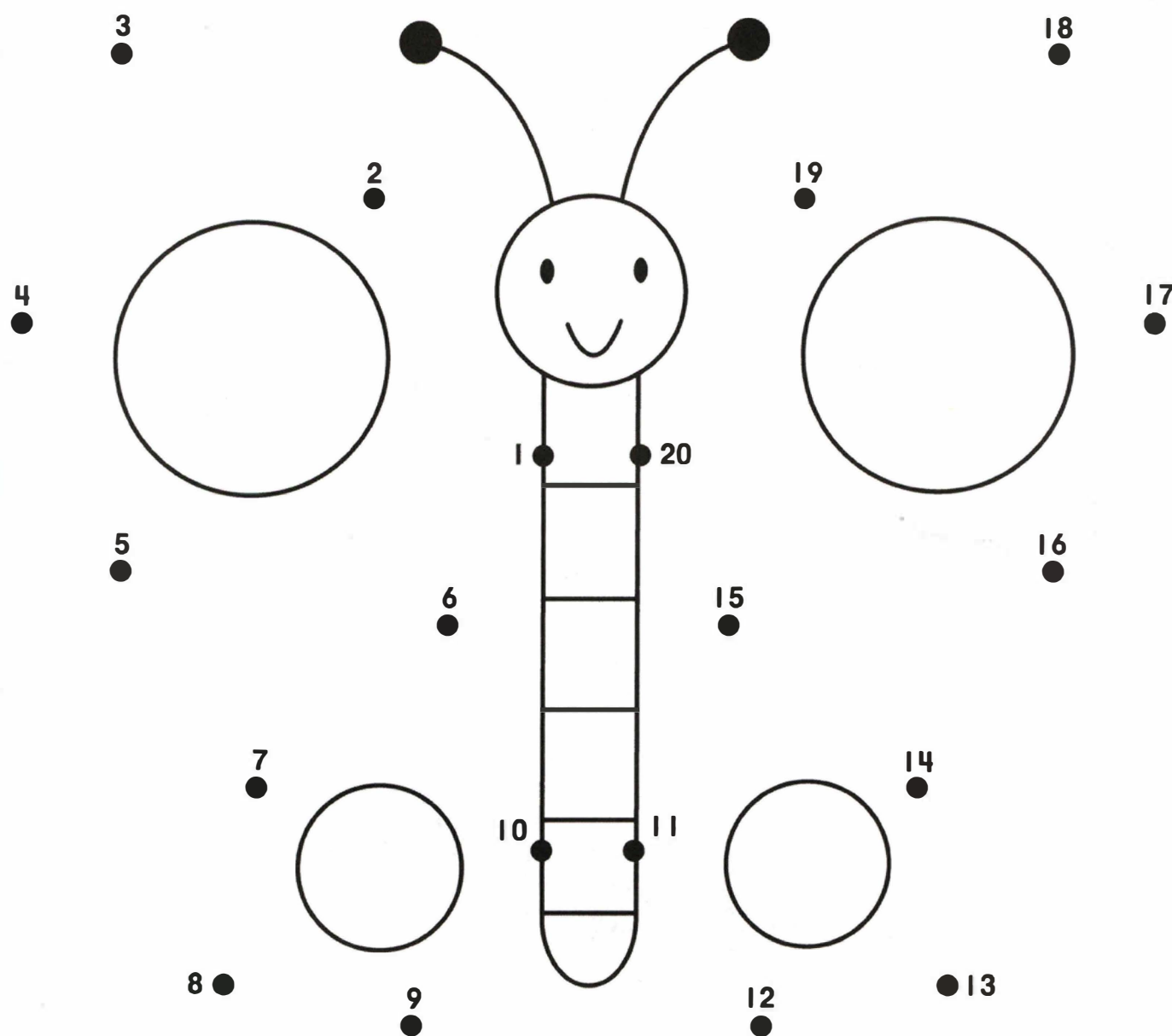
lion

moon

nose



1 Join the dots and color.

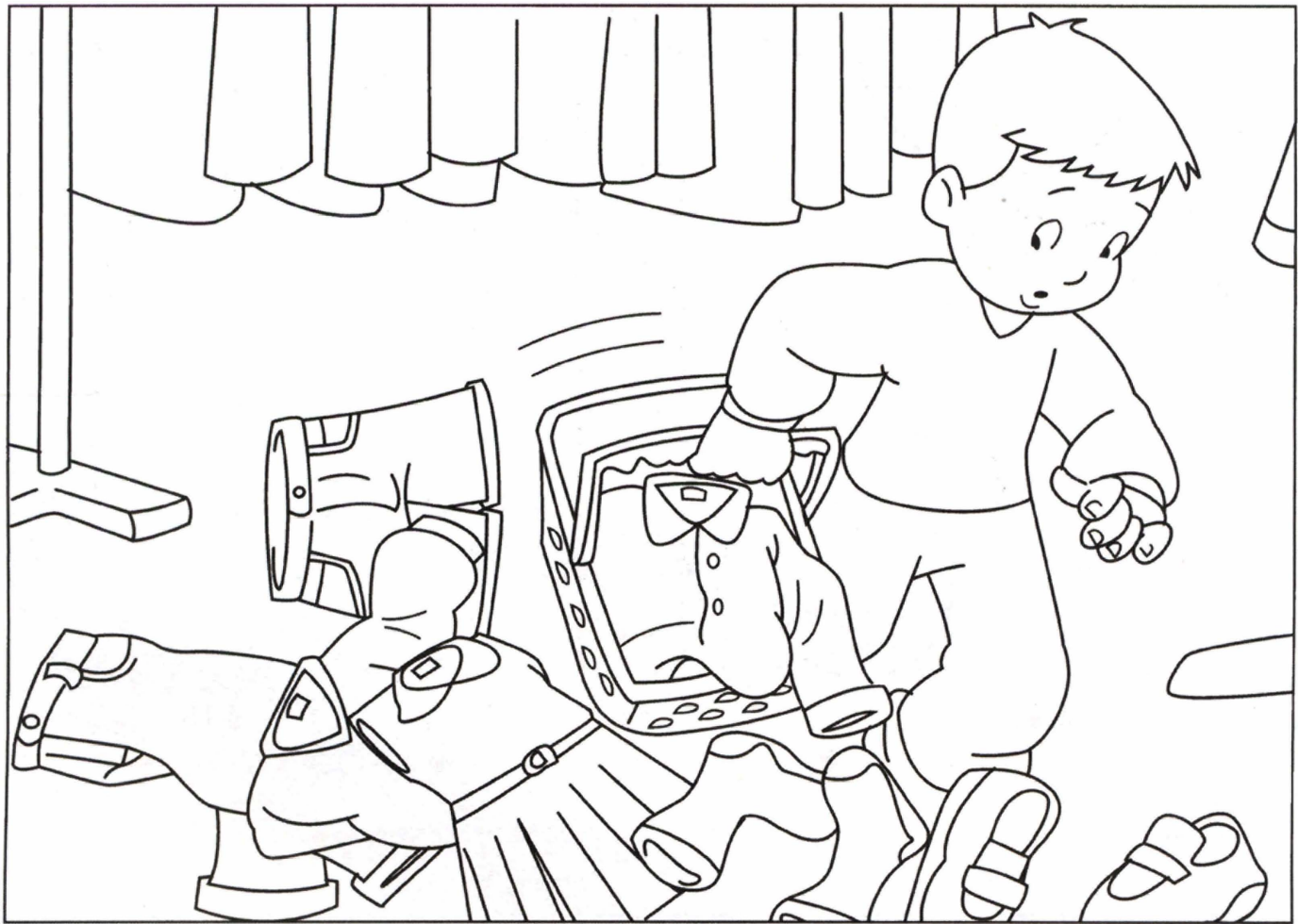



Unit
7

My Closet

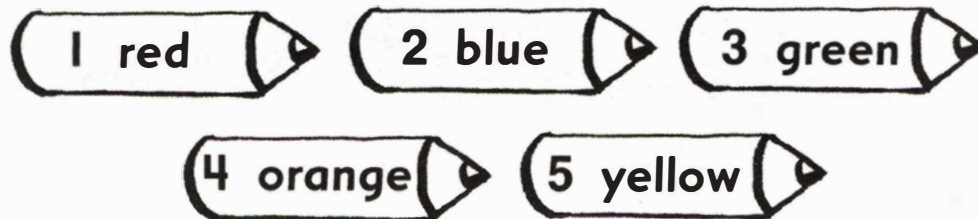
Lesson 1

1 Find and say. Color.



Lesson 2

1 Say and color.

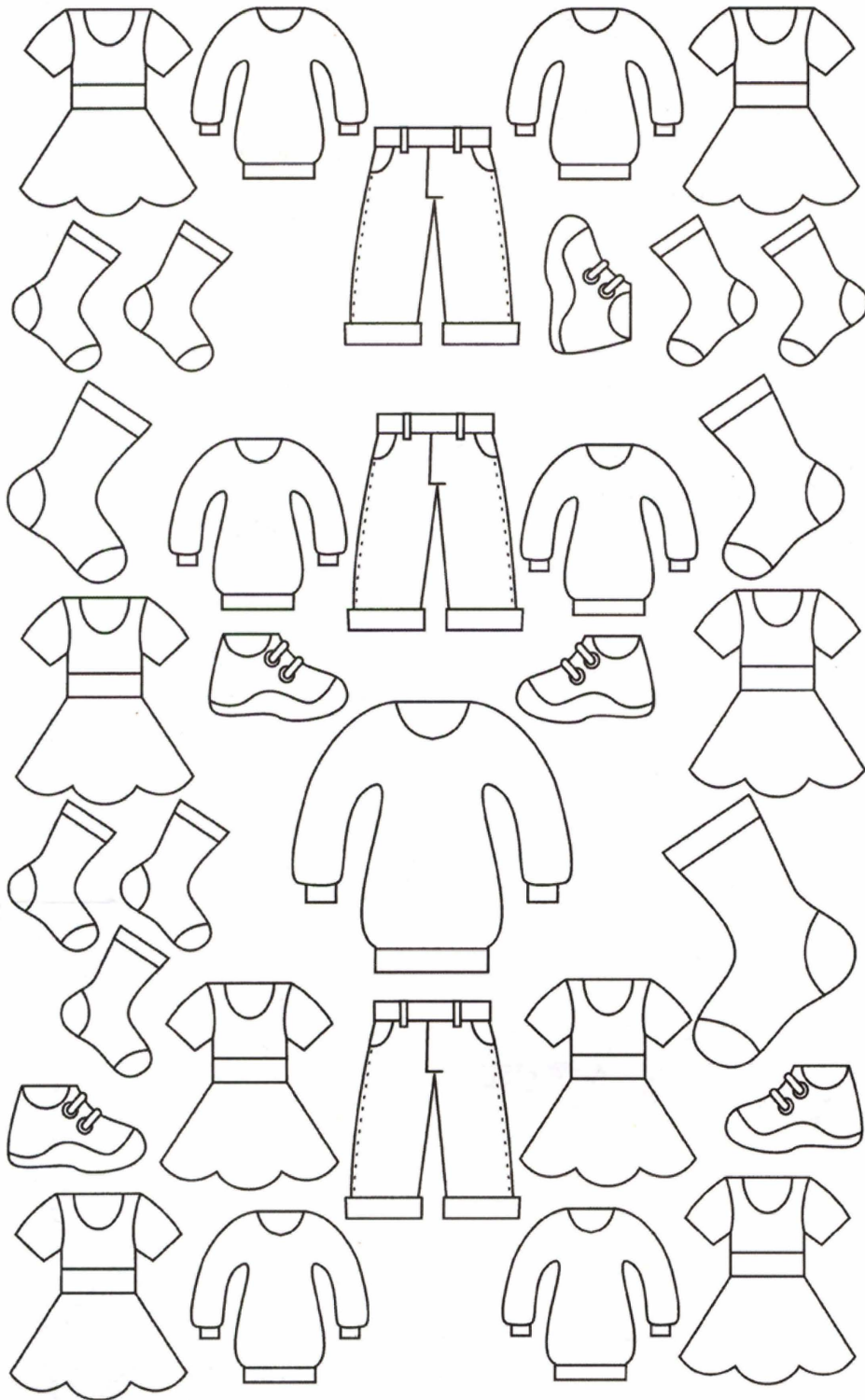










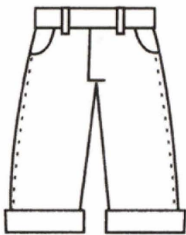

Unit 7 Lesson 2

47

Lesson 3


1 Look, count, and write the number.



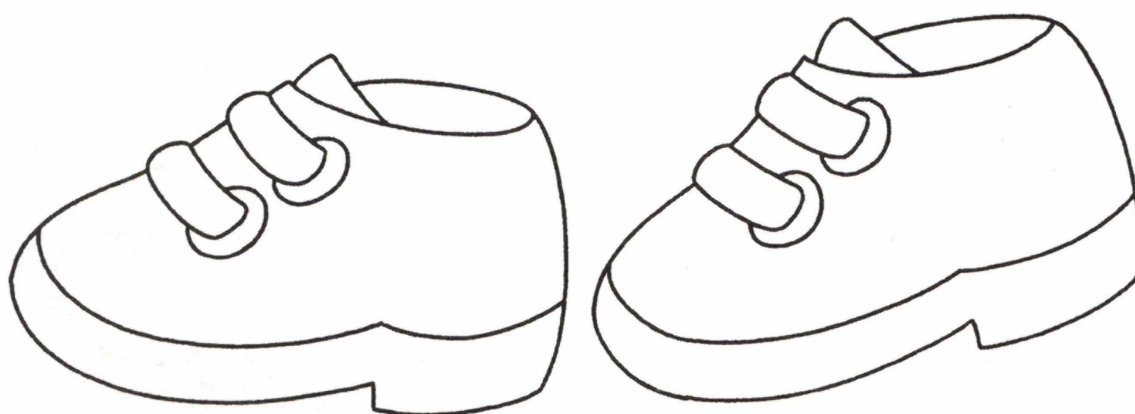
	
	
	
	
	

1 Trace and say. Color.

red socks



brown shoes




Lesson 5

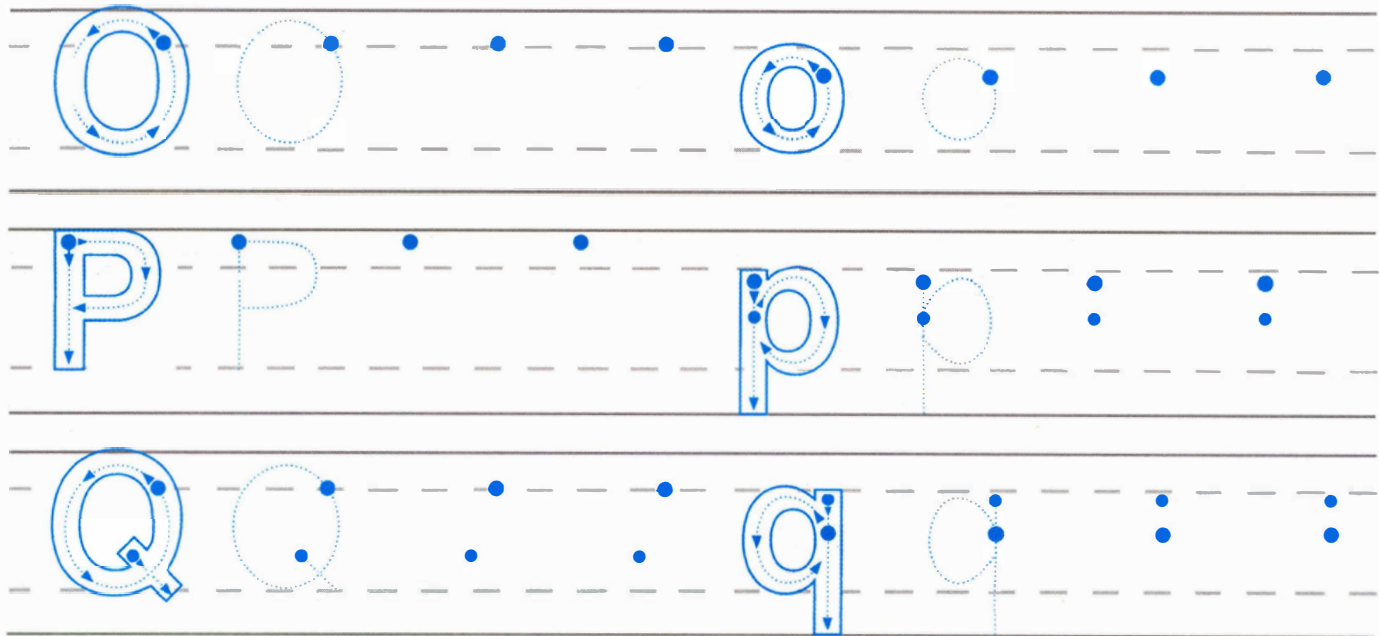
1 Trace and say.



2 Draw and color.



1 Trace and write.




2 Trace and say. Color.

o**ctopus**

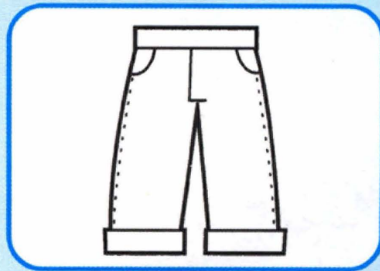
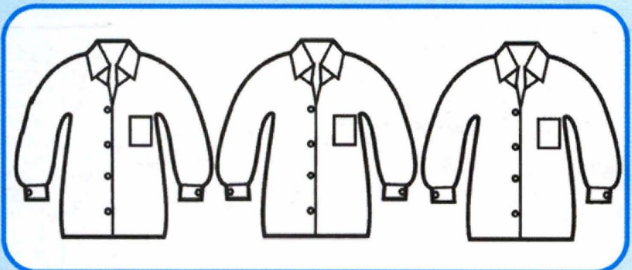
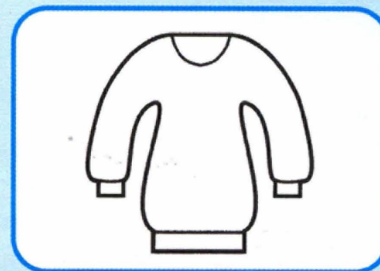
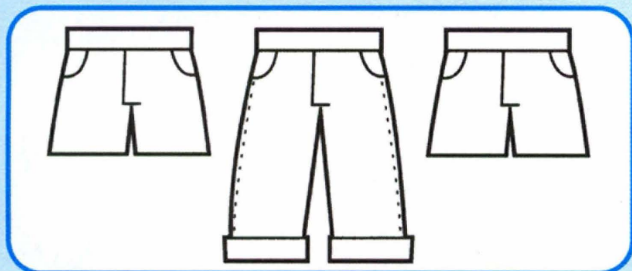

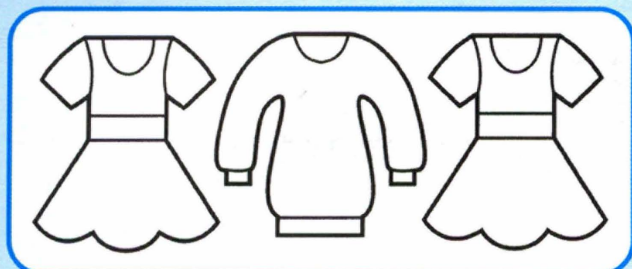



p**en**

q**ueen**

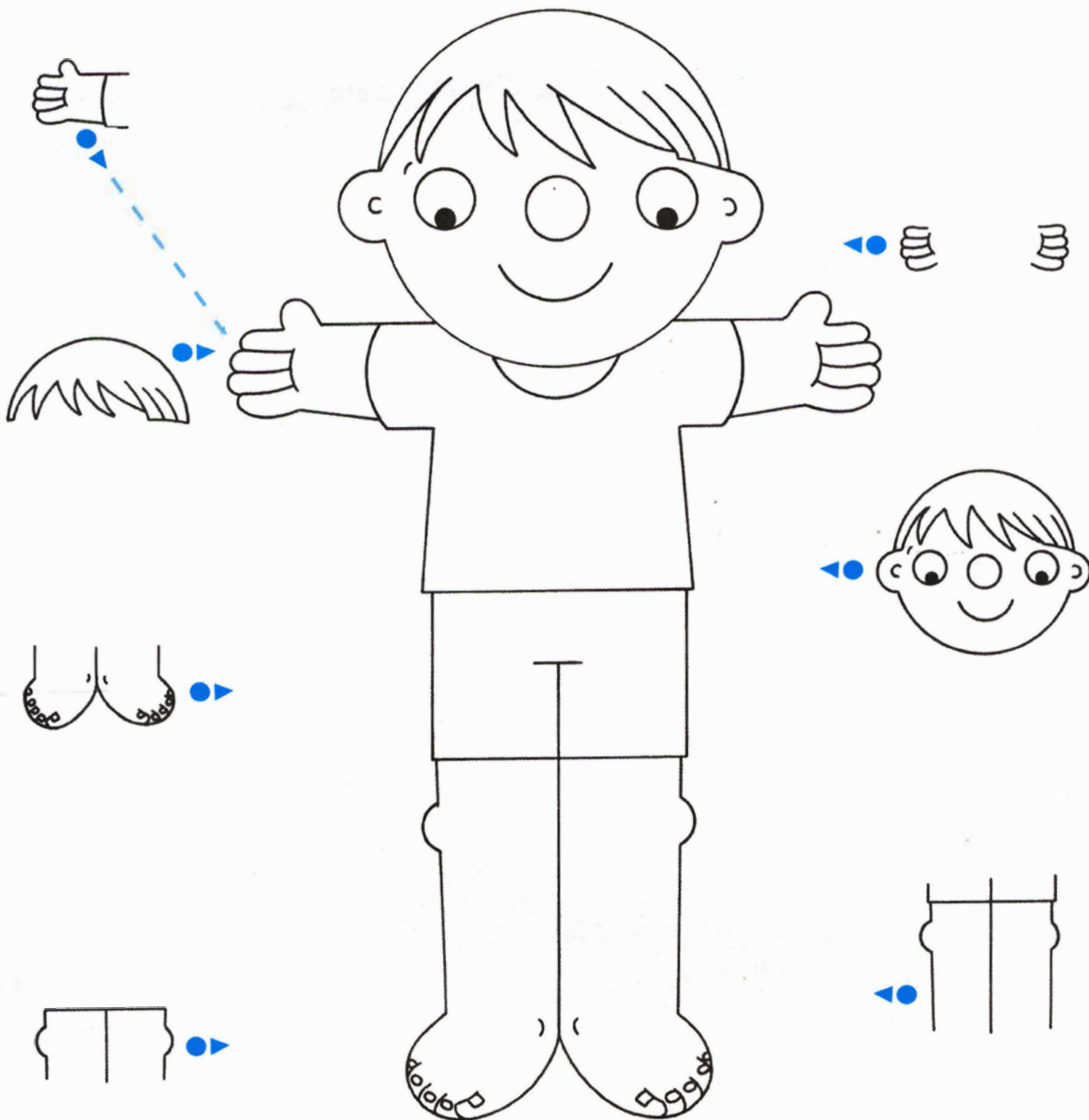


Review

1 Say and match.

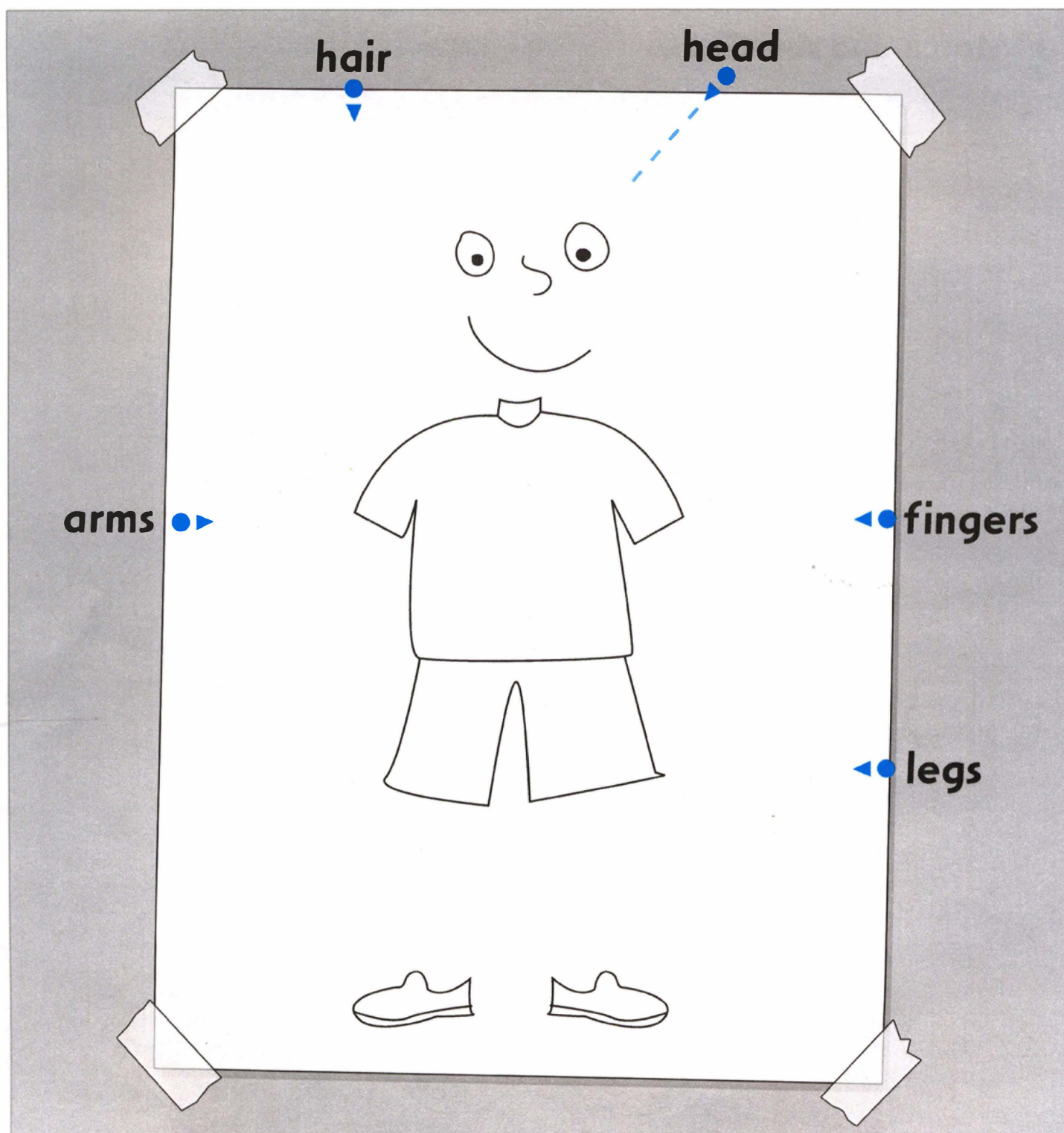


1 Match and say. Color.



Lesson 2

1 Draw and match. Color.




Lesson 3

1 Count and write the numbers.

fingers

knees

toes




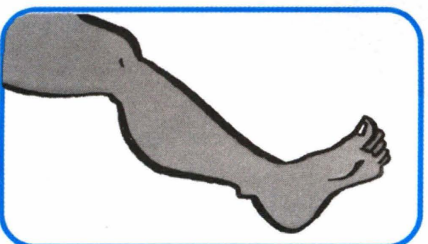
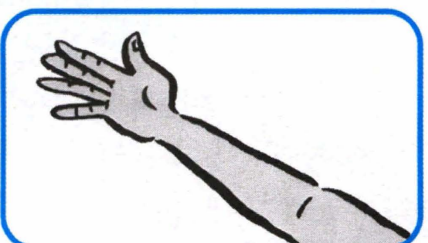
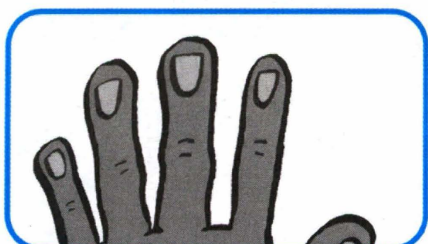
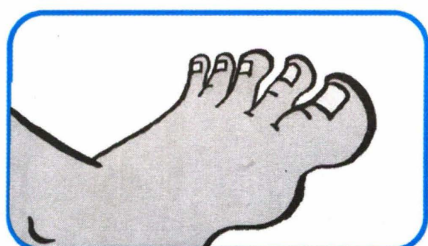
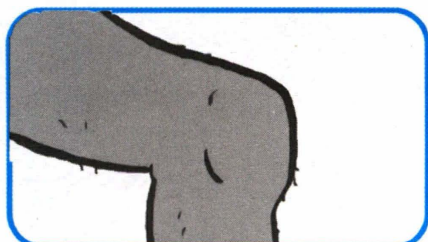


Unit 8 Lesson 3

55


Lesson 4

1 Say and match.




Lesson 5

1 Trace and say.

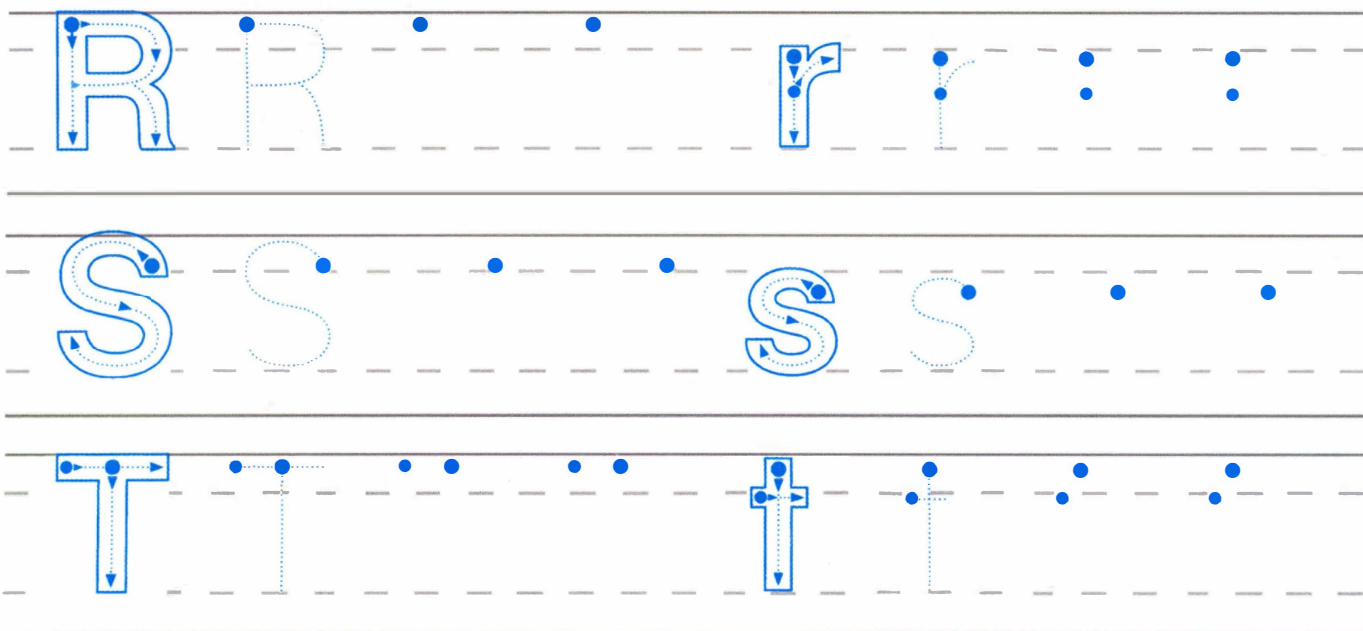


2 Draw and color.



Lesson 6

1 Trace and write.




2 Trace and say. Color.



radio

star

tent



1 Find, say, and circle.





Unit
9

Family

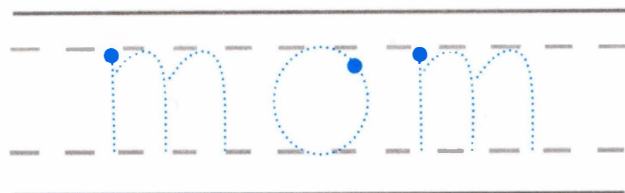

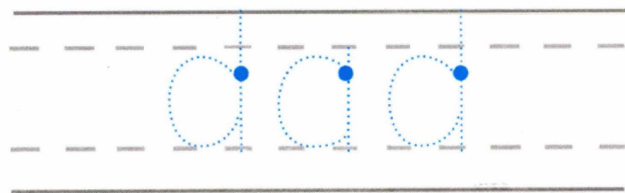

Lesson 1

1 Say and match.







Lesson 2

1 Draw and write.




Lesson 3

1 Look and match.




Lesson 4

1 Say and match.



Lesson 5

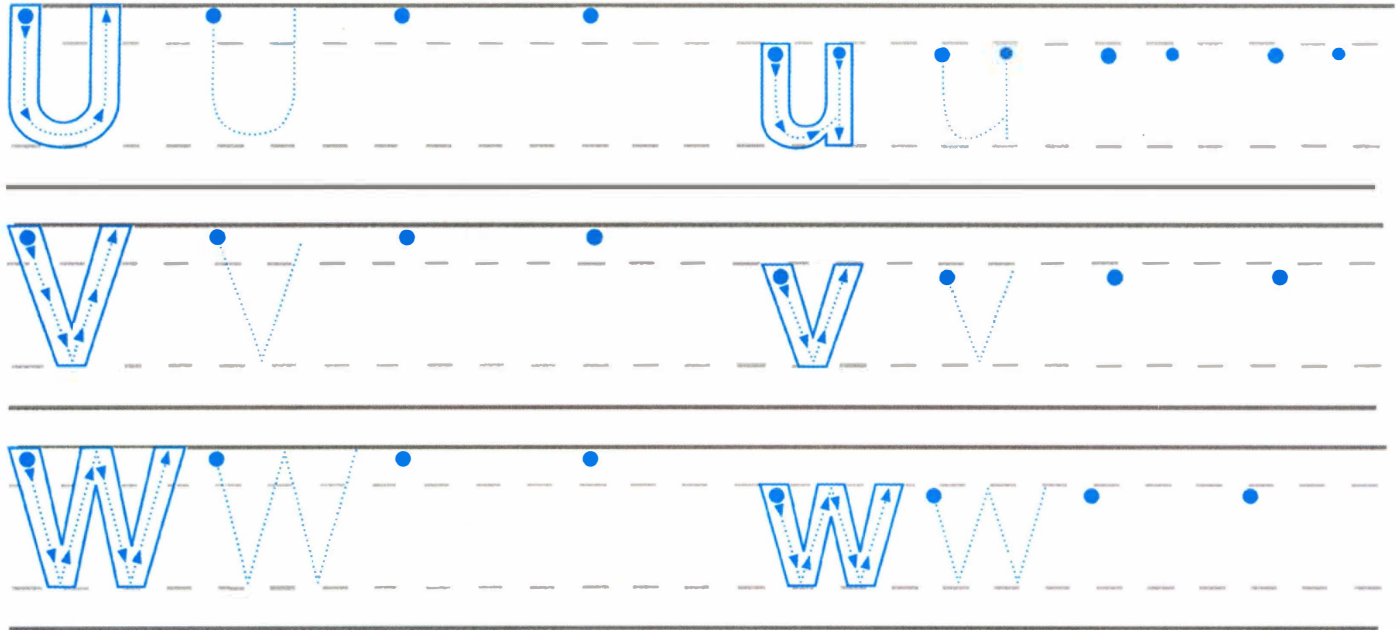
1 Draw and say. Color.



64

Unit 9 Lesson 5

1 Trace and write.



2 Trace and say. Color.

umbrella




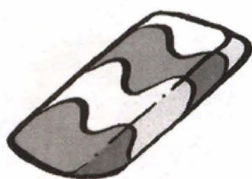
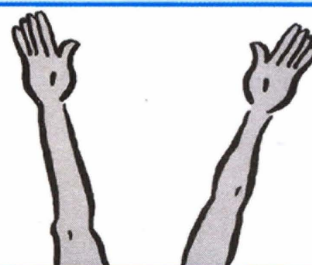
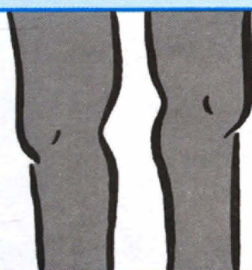





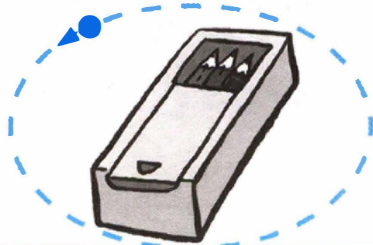
van

water



Review

1 Say and circle.

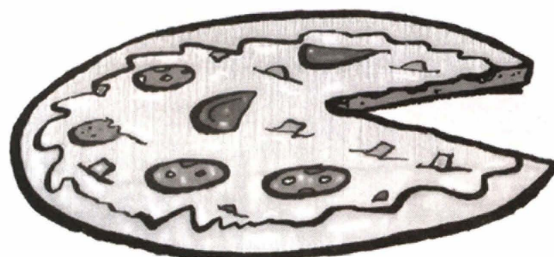




1 Draw and color. Say.

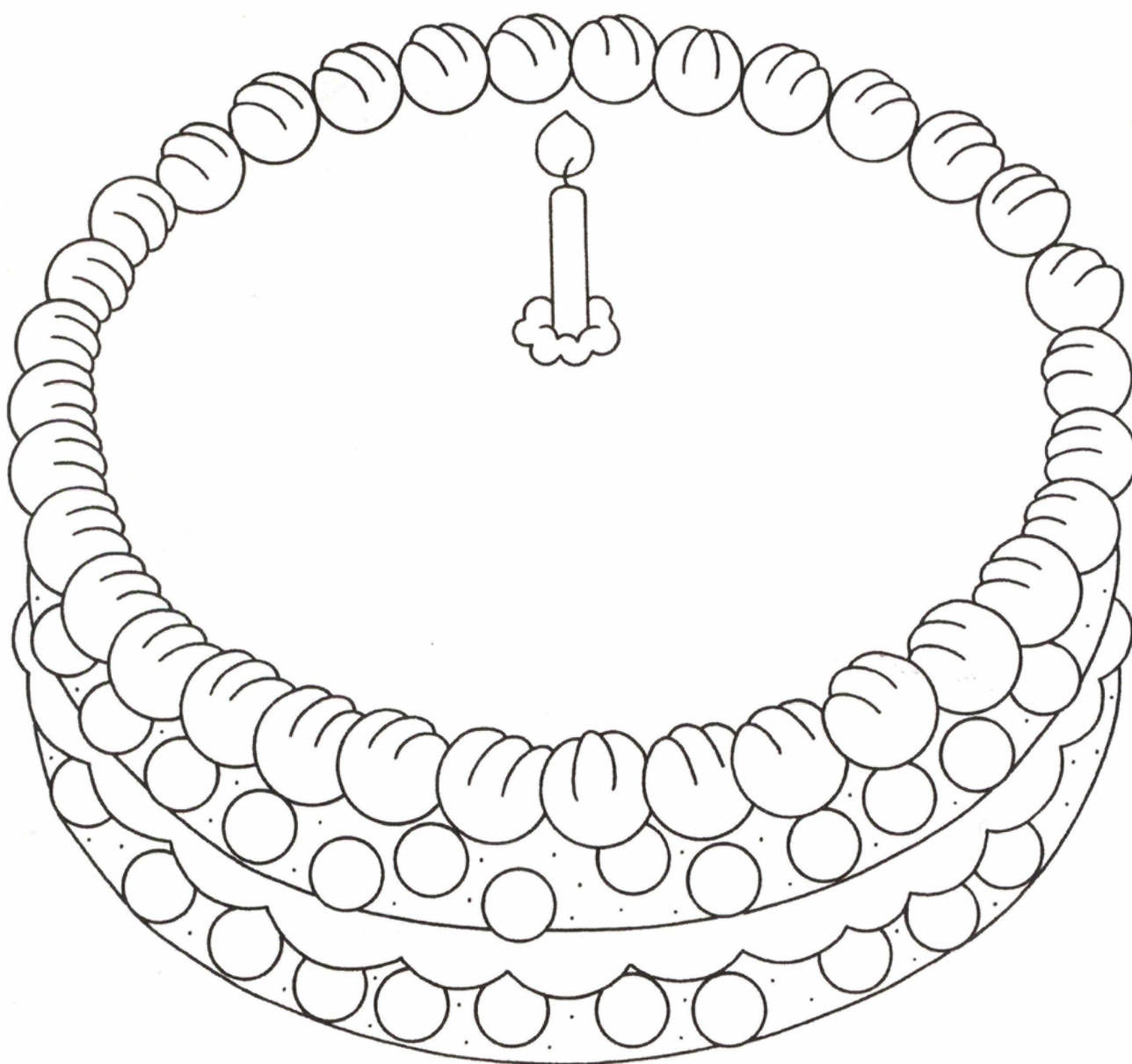


Lesson 2

1 Circle and say.




1 Draw and color. Say and write.




Lesson 4


1 Count and color. Match and write the numbers.



six




ten



fifteen



sixteen




twenty

Lesson 5

1 Trace and say.

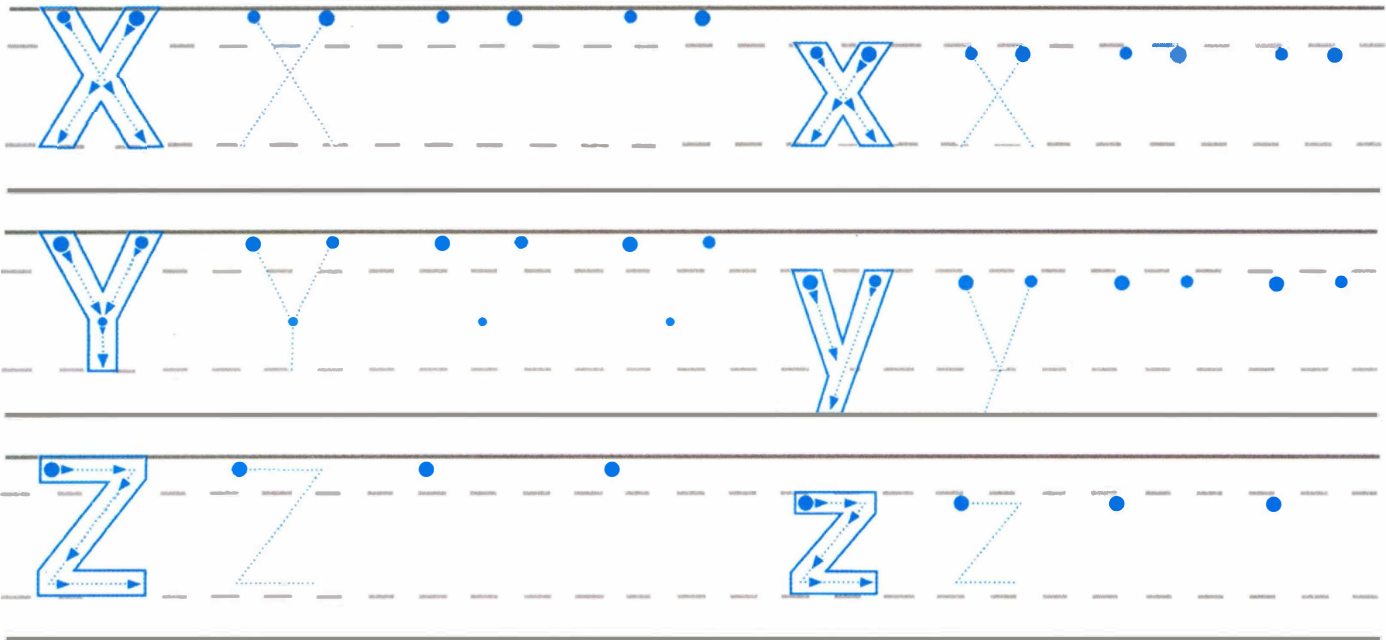


2 Draw and color.



Lesson 6

1 Trace and write.



2 Trace and say. Color.

fox

yogurt

zebra



1 Say and draw.




Picture Dictionary


Aa



Bb



Cc




Dd



Ee



Ff




Gg




Hh




Ii



Jj



Kk




Ll



Mm



Nn



Oo



Pp



Qq



Rr



Ss




Tt




Uu



Vv




Ww




Xx





Yy



Zz







Songs

Unit 1

Lesson 2

Hello, Pat!
How are you?
Hello, Jig!
I'm fine, thank you.
Hello, Adam!
How are you?
Hello, Baz!
I'm fine, thank you.

Lesson 3

Point to Jig.
Point to Pat.
Stand up.
Sit down.
Clap, clap, clap!
Point to Baz.
Point to Tess.
Count to 10.
Yes, yes, yes!
1, 2, 3, 4, 5, 6, 7, 8, 9, 10!

Unit 2

Lesson 3

Look at me.
Look at me, please.
What's this?
It's a door.
Come in, come in,
Come in, please.
Look at me.
Look at me, please.
What's this?
It's a chair.
Sit down, sit down,
Sit down, please.
Look at me...
It's a window.
Open it, open it,
Open it, please.
Look at me...
It's a bin...
Clean up, clean up,
Clean up, please.

Unit 3

Lesson 3

Doll and robot,
Time to hide.
Doll and robot,
Count to five.
1, 2, 3, 4, 5!
Doll and robot,
Here I come.
Doll and robot,
Five to one.
5, 4, 3, 2, 1!

Unit 4

Lesson 3

How many pencils?
How many books?
Find them.
Count them.
Look, look, look!
Notebooks.
Water bottles.
Count them, too.
How many?
How many?
I can tell you.

Lesson 4

One, two, three.
Count with me.
How many buttons can you see?
One button, two buttons,
three buttons.
Yippee!
One, two, three.
Count with me.
How many beans can you see?
One, two, three.
Count with me.
How many clips can you see?

Unit 5

Lesson 3

Shapes and colors.
Shapes and colors.
Moving all around.
Shapes and colors.

Shapes and colors.
Shapes and colors now.
Red and purple.
Pink and green.
Yellow, white, and black.
Look at the shapes and colors.
Tell me. What's that?
Triangle, rectangle, circle,
square!

Unit 6

Lesson 3

Ten butterflies in the sky.
One more friend flying by.
How many butterflies in the sky?
Eleven butterflies in the sky...
Twelve butterflies in the sky...
Thirteen butterflies in the sky...
Fourteen butterflies in the sky...
Fifteen butterflies in the sky...
Sixteen butterflies in the sky...
Seventeen butterflies in the sky...
Eighteen butterflies in the sky...
Nineteen butterflies in the sky...
Twenty butterflies in the sky.

Unit 7

Lesson 3

Socks on the bed.
Socks on the floor.
Pick up the socks.
Now they're in the drawer.
Sweater on the bed.
Sweater on the floor.
Pick up the sweater.
Now it's in the drawer.
Shorts on the bed...
Now they're in the drawer.
Shirt on the bed...
Now it's in the drawer.

Lesson 4

Butterfly, butterfly
Look at you!
Yellow, orange, and blue!

Butterfly, butterfly
Look at me!
In the sky and on a tree!

Unit 8

Lesson 3

I have ten fingers,
I have ten toes.
I have two knees
and a little nose.
You have two legs,
You have ten toes.
You have two arms
and a little nose.

Unit 9

Lesson 3

Look at my pictures.
This is my family.
Come and meet my family,
Come and meet my family.
She is my mom,
He is my dad.
This is Jig
And this is Pat.
Adam is my brother,
Baz is my brother.
We are a family,
We love each other.

Unit 10

Lesson 3

Happy birthday to you.
Happy birthday to you.
We all like you.
Happy birthday to you.
Happy birthday to me.
Happy birthday to me.
I like my party.
Happy birthday to me.

Lesson 4

Happy birthday!
A present for you!
It's your special day!
Thank you for coming!
A sandwich for you!
Ice cream and cake, too!



OXFORD UNIVERSITY PRESS

Great Clarendon Street, Oxford, OX2 6DP, United Kingdom

Oxford University Press is a department of the University of Oxford.
It furthers the University's objective of excellence in research, scholarship,
and education by publishing worldwide. Oxford is a registered trade
mark of Oxford University Press in the UK and in certain other countries

© Oxford University Press 2011

The moral rights of the author have been asserted

First published in 2011

Reprinted 2012

2015 2014 2013 2012 2011

10 9 8 7 6 5 4 3 2 1

No unauthorized photocopying

All rights reserved. No part of this publication may be reproduced, stored
in a retrieval system, or transmitted, in any form or by any means, without
the prior permission in writing of Oxford University Press, or as expressly
permitted by law, by licence or under terms agreed with the appropriate
reprographics rights organization. Enquiries concerning reproduction outside
the scope of the above should be sent to the ELT Rights Department, Oxford
University Press, at the address above

You must not circulate this work in any other form and you must impose
this same condition on any acquirer

Links to third party websites are provided by Oxford in good faith and for
information only. Oxford disclaims any responsibility for the materials
contained in any third party website referenced in this work

ISBN: 978 0 19 443368 6

Printed in China

This book is printed on paper from certified and well-managed sources

ACKNOWLEDGEMENTS

Illustrations by: John Haslam pp.4, 5, 6, 7, 8, 10, 11, 14, 15, 17, 20, 22, 24,
26 (bottom), 27, 29, 31, 36, 38, 43, 45, 46, 48, 50, 52, 54, 55, 57, 59, 60, 61, 62,
63, 64, 71, 73, 74 (Aa and Bb), 75 (Jj and Pp), 76 (Tt), 77, 78; Cathy Hughes pp.9,
13, 16, 23, 30, 33, 34, 35, 37, 40, 42, 44, 49, 53, 58, 65, 69, 70, 72; Lisa Williams/
Sylvie Poggio Artists pp.12, 18, 19, 21, 25, 26 (top), 28, 32, 39, 41, 47, 51, 56, 66,
67, 68, 74, 75, 76

**The publishers advise that project work involving cutting and
sticking should be carried out under the supervision of an adult.**

First Friends

*first for English, first for fun,
first for young children*

First Friends is a three-level course that makes the first years of learning English motivating and fun.

- The special phonics program is ideal for building letter-recognition skills and letter formation.
- Everyday English is taught through the context of important social values such as learning to share.
- Practical cross-curricular lessons link with other subjects such as math and science.
- Engaging activities focus on making connections and seeing patterns, improving critical thinking skills.



Oxford › making  digital sense

- Student Book with Student Audio CD featuring songs, stories and everyday English
- Activity Book
- Split editions A & B:
Student Book + Activity Book + Student Audio CD
- Teacher's Book
- Picture Cards
- Class Audio CD
- Oxford iTools: Digital Classroom Resources

OXFORD
UNIVERSITY PRESS

www.oup.com/elt

Activity Book

ISBN 978-0-19-443368-6



9 780194 433686

Student Book

ISBN 978-0-19-443344-0



9 780194 433440