

American English

First Friends 3

Student Book

Susan Iannuzzi




OXFORD

Student Audio CD with songs,
stories, and everyday English

First Friends 3

Student Book



Susan Iannuzzi

OXFORD
UNIVERSITY PRESS

Level 3 Scope and Sequence

Topics & Objectives	Vocabulary	Structure	Values & Everyday English	Songs, Projects, & Explore	Phonics
1 Hello (Introduction review) <ul style="list-style-type: none"> • Talk about the days of the week • Review the alphabet • Review initial sounds 	<i>Monday</i> <i>Tuesday</i> <i>Wednesday</i> <i>Thursday</i> <i>Friday</i> <i>Saturday</i> <i>Sunday</i>	<i>I'm ...</i> <i>What day is it?</i> <i>It's (Monday).</i>	Being helpful <i>Can you help me, please?</i> <i>Sure.</i>	<i>It's a nice day</i> <i>a-z song</i> Explore: My Week	Revision: <ul style="list-style-type: none"> • alphabet • initial sounds
2 Our School (School people and places) <ul style="list-style-type: none"> • Ask about and identify people in school • Ask about and identify places in school 	<i>classroom</i> <i>friend</i> <i>music room</i> <i>playground</i> <i>sandbox</i> <i>school bus</i> <i>seesaw</i> <i>teacher</i>	<i>What's this?</i> <i>It's (a sandbox).</i> <i>Who's this?</i> <i>She's / He's (a teacher).</i>	Taking pride in your school <i>I love our school.</i> <i>Yes, it's great.</i> <i>The classroom looks great.</i>	<i>Listen... Listen...</i> <i>sh song</i> Explore: Music	<i>Digraph sh</i> <i>sheep</i> <i>shoes</i> <i>fish</i>
3 My Feelings <ul style="list-style-type: none"> • Talk about feelings • Ask about other people's feelings 	<i>cold</i> <i>happy</i> <i>hot</i> <i>hungry</i> <i>sad</i> <i>thirsty</i> <i>scared</i> <i>sleepy</i>	<i>Are you (cold)?</i> <i>Yes, I am.</i> <i>No, I'm not.</i>	Thinking of others <i>Look out!</i> <i>Are you OK?</i> <i>I think so.</i>	<i>If you're happy and you know it</i> <i>th song</i> Explore: Pets	<i>Digraph th</i> <i>throw</i> <i>thumb</i> <i>bath</i>
4 I Can Jump! (Abilities) <ul style="list-style-type: none"> • Talk about ability 	<i>catch</i> <i>climb</i> <i>draw</i> <i>jump</i> <i>run</i> <i>write</i> <i>read</i> <i>sing</i>	<i>I can (jump).</i> <i>I can't (sing).</i>	Being modest <i>Yours is, too.</i> <i>Good job!</i>	<i>I can jump</i> <i>My insect can climb</i> <i>ch song</i> Project: Making a number insect	<i>Digraph ch</i> <i>chocolate</i> <i>beach</i> <i>kitchen</i>
5 My Home (Rooms and objects) <ul style="list-style-type: none"> • Describe a scene 	<i>bathroom</i> <i>bedroom</i> <i>dining room</i> <i>kitchen</i> <i>living room</i> <i>plant</i> <i>sofa</i> <i>TV</i>	<i>There is (a kitchen).</i> <i>There are (plants).</i>	Appreciating nature <i>Don't break the plants.</i> <i>I'll be careful.</i>	<i>Look at my house!</i> <i>a song</i> Explore: Plants and flowers	CVC words with a <i>cat</i> <i>hat</i> <i>mat</i>



Topics & objectives	Vocabulary	Structure	Values & Everyday English	Songs, Projects, & Explore	Phonics
6 My Room (Bedroom objects) <ul style="list-style-type: none"> Describe the location of objects in a room using prepositions 	<i>bed</i> <i>blanket</i> <i>closet</i> <i>pillow</i> <i>shelf</i> <i>in</i> <i>on</i> <i>under</i> <i>1–20 (review)</i>	<i>Where is it?</i> <i>It's in (the closet).</i> <i>It's on (the bed).</i> <i>It's under (the bed).</i>	Keeping your room neat <i>Let's make the bed.</i> <i>Please help me.</i> <i>That's better.</i>	Put your hand on your head e song Explore: Beds	<i>CVC words with e</i> <i>jet</i> <i>net</i> <i>wet</i>
7 On Vacation <ul style="list-style-type: none"> Ask about quantity Count the number of objects in a scene 	<i>beach</i> <i>bucket</i> <i>crab</i> <i>sandcastle</i> <i>sea</i> <i>shell</i> <i>spade</i> <i>umbrella</i>	<i>How many (shells) are there?</i> <i>There are (ten).</i>	Telling the truth <i>We did it.</i> <i>We're sorry.</i>	Ten umbrellas in the sun Sitting on the beach i song Project: Making an under-the-sea collage.	<i>CVC words with i</i> <i>big</i> <i>dig</i> <i>wig</i>
8 Let's Eat! (Foods) <ul style="list-style-type: none"> Describe what food people have 	<i>cheese</i> <i>chicken</i> <i>fish</i> <i>milk</i> <i>potato</i> <i>rice</i> <i>salad</i> <i>soup</i>	<i>She / He has (rice).</i>	Respecting your elders <i>Watch me.</i> <i>Go ahead.</i> <i>Now you try.</i>	I love food! o song Explore: Breakfast Time	<i>CVC words with o</i> <i>hop</i> <i>mop</i> <i>top</i>
9 Festival Fun! <ul style="list-style-type: none"> Talk about other people's ability 	<i>acrobat</i> <i>bicycle</i> <i>clown</i> <i>drum</i> <i>juggler</i> <i>parrot</i> <i>tent</i>	<i>She / He can (climb).</i> <i>It can (sing).</i>	Keeping places clean <i>Please pick that up.</i> <i>Throw it away.</i>	Let's all go to the festival u song Explore: The Circus	<i>CVC words with u</i> <i>bun</i> <i>run</i> <i>sun</i>
10 Jobs <ul style="list-style-type: none"> Ask about people and identify their jobs 	<i>doctor</i> <i>farmer</i> <i>firefighter</i> <i>nurse</i> <i>pilot</i> <i>police officer</i> <i>singer</i> <i>taxi driver</i>	<i>Is she / he (a doctor)?</i> <i>Yes, she / he is.</i> <i>No, she / he isn't.</i>	Being safe <i>Wait. It's not safe.</i> <i>It's safe now.</i> <i>Let's cross.</i>	How are you today? Bean plant, bean plant Project: Growing a bean plant	Review



Unit 1

Hello!

Vocabulary

Lesson 1

Listen and say. 1

Say and do.

Listen and say. 2

Monday

Tuesday

Wednesday


Thursday

Friday

Saturday

Sunday


Monday



4

Unit 1 Lesson 1

Review: Hello. I'm ... **Vocabulary:** Monday, Tuesday, Wednesday, Thursday, Friday, Saturday, Sunday



Story

Lesson 3


Look and say.

Listen. » 5

Listen and act. » 5




It's Saturday!




It's Saturday!



Let's play.



Give me the ball.




Kick, Adam. Kick!

6

Unit 1 Lesson 3

Review: It's Saturday. New: Kick. Give me (the ball).



Can you help me, please?

Sure.


Values

Lesson 4

Listen and say. 6

Say and do.

Act.



Thank you very much.

You're welcome.

Value: being helpful
Everyday English: Can you help me, please? Sure. You're welcome.

Unit 1 Lesson 4

7

Explore

Lesson 5


Look and listen. 🎧 7

Listen and read. 🎧 7


Read and say.

My Week

It's Monday.




I'm at school.



My dad is at home.

It's Sunday.



My grandma and grandpa are here.


Phonics

Lesson 6

Look and say.
Listen and sing. » 8
Find.


Aa 

Bb 

Cc 

Dd 


Ee 

Ff 


Gg 

Hh 

Ii 

Jj 


Kk 

Ll 

Mm 

Nn 

Oo 

Pp 

Qq 

Rr 

Ss 

Tt 

Uu 

Vv 

Ww 

Xx 

Yy 

Zz 

Review: Aa-Zz

Unit 1 Lesson 6

9

Unit
2

Our School

Vocabulary

Lesson 1

Listen and say. 🎧 9

Listen and find. 🎧 10

Look and say.

classroom

music room


teacher

friend

10

Unit 2 Lesson 1

Vocabulary: classroom, friend, music room, playground, sandbox, school bus, seesaw, teacher



school bus

Structure

Lesson 2

Listen and say. 🎧 11

Say and do.

Listen, sing and do. 🎧 12

seesaw

sandbox

playground

Structure: *What's this? It's ... Who's this? He's/She's...*

Song lyrics: AB p.79

Unit 2 Lesson 2



Story

Lesson 3

Look and say.


Listen. 🎧 13

Listen and act. 🎧 13


My Friend Rex




🐰 What's this?
🐱 It's a sandbox.



🐰 Look! A cat!



🐰 Who's this?
🐱 It's my friend, Rex.



🐰 Oh no! Pat!

12

Unit 2 Lesson 3

Review: What's this? Who's this? It's ...



Values

Lesson 4

Listen and say. 14

Say and do.

Act.



Value: taking pride in your school **Everyday English:** *I love (our school).
Yes, it's great. The classroom looks great.*

Unit 2 Lesson 4

13

Explore

Lesson 5

Look and listen. 🎧 15

Listen and read. 🎧 15

Read and say.

Music



This is our music room.



Look at the violin.



Look at the
drum. It's big!



We make music. Listen!

Phonics

Lesson 6

Learn the sound.

Sing. ♫ 16

Find and say.


sh




sheep



shoes



fish



Phonics: **sh** sheep, shoes, fish

Unit 2 Lesson 6

15

Unit
3

My Feelings

Vocabulary

Lesson 1

Listen and say. 🎧 17

Listen and find. 🎧 18

Look and say.

sad

happy


cold

hungry

16

Unit 3 Lesson 1

Vocabulary: cold, happy, hot, hungry, sad, thirsty, scared, sleepy



Structure

Lesson 2

Listen and say. » 19

Say and do.

Listen, sing, and do. » 20

sleepy

hot

scared

thirsty

Structure: Are you (cold)? Yes, I am. No, I'm not.

Song lyrics: AB p.79

Unit 3 Lesson 2

17

Story



Lesson 3

Look and say.

Listen. » 21

Listen and act. » 21

I'm Hungry



Are you hungry?

Yes, I am.




Are you thirsty?

Yes, I am.



Are you hot?

Yes, I am.



Are you hungry?

No, I'm not. Thank you.

18

Unit 3 Lesson 3

Review: Are you (hungry)? Yes, I am. No, I'm not.

Values

Lesson 4

Listen and say. » 22

Say and do.

Act.



Value: thinking of others
Everyday English: *Look out! Are you OK? I think so.*

Unit 3 Lesson 4

19

Explore

Lesson 5

Look and listen. 🎧 23

Listen and read. 🎧 23

Read and say.

Pets

Look at this insect.
It's our class pet.



This is my horse.
She is very big.
Her name is Sugar.



This is my rabbit.
He is hungry!

Phonics

Lesson 6

Learn the sound.

Sing. 🎵 24

Find and say.


th




throw



thumb



bath



Phonics: **th** throw, thumb, bath

Unit 3 Lesson 6

21

Unit 4

I Can Jump!

Vocabulary

Lesson 1

Listen and say. 🎧 25

Listen and find. 🎧 26

Look and say.

read

write

22

Unit 4 Lesson 1

Vocabulary: catch, climb, draw, jump, read, run, sing, write

Structure

Lesson 2

Listen and say. » 27

Say and do.

Listen, sing, and do. » 28

catch

sing

run

climb

jump

draw

Structure: *I can (run). I can't (sing).* Song lyrics: AB p.79

Unit 4 Lesson 2

23

Story

Lesson 3

Look and say.

Listen. ► 29


Listen and act. ► 29

Good Job, Baz!



Kick, Baz! Kick!

I can't kick.




Catch the ball, Baz!

I can't catch.



Sing, Baz!

I can't sing.



I can climb.

Good job, Baz!

24

Unit 4 Lesson 3

Review: catch, sing, I can (climb). I can't (kick).

Values

Lesson 4

Listen and say. 30

Say and do.

Act.

Your picture
is very good!

Thank you.

Yours is, too.
Good job!

Thanks!

Value: being modest Everyday English: *Yours is, too. Good job.*

Unit 4 Lesson 4

25


Project

Lesson 5

Make.

Sing. » 31

Sing, do, and count. » 31



Phonics

Lesson 6

Learn the sound.

Sing. ♫ 32

Find and say.

ch



chocolate



beach



kitchen



Phonics: **ch** chocolate, beach, kitchen

Unit 4 Lesson 6

27

Unit
5

My Home

Vocabulary

Lesson 1

Listen and say. » 33

Listen and find. » 34

Look and say.



28

Unit 5 Lesson 1

Vocabulary: bathroom, bedroom, dining room, kitchen, living room, plant, TV, sofa

Structure

Lesson 2

Listen and say. 🎧 35

Say and do.

Listen, sing, and do. 🎧 36



Structure: *There is (a kitchen). There are (five rooms).*
Song lyrics: AB p.79

Unit 5 Lesson 2

29


Story

Lesson 3


Look and say.


Listen. » 37


Listen and act. » 37




My Home




 This is my home.




 This is my living room.



 There's a sofa. There's a TV.



 Look, Jig! I'm on TV.

30

Unit 5 Lesson 3

Review: This is (my home). There's a (sofa). New: on TV

Values

Lesson 4

Listen and say. 🎧 38

Say and do.

Act.



Value: appreciating nature
Everyday English: Oh, no! Sorry. Don't break the plants. I'll be careful.

Unit 5 Lesson 4

31

Explore

Lesson 5

Look and listen. 🎧 39

Listen and read. 🎧 39

Read and say.


Plants and Flowers



There are flowers on this tree.
They are small and pink.



These plants love the sun.



Look at these plants.
They are big and purple.

Phonics

Lesson 6

Learn the sound.

Sing. ♫ 40

Find and say.

at




cat



hat



mat



Phonics: -at cat, hat, mat

Unit 5 Lesson 6

33

Unit
6

My Room

Vocabulary

Lesson 1

Listen and say. ► 41

Listen and find. ► 42

Look and say.



shelf

bed

pillow

blanket

in

closet

Structure

Lesson 2

Listen and say. » 43

Say and do.

Listen, sing, and do. » 44

on

under

Structure: Where is it? It's in / on / under ... Song lyrics: AB p.79

Unit 6 Lesson 2

35

Story


Lesson 3

Look and say.

Listen. » 45

Listen and act. » 45


Where is it?



My boat! Where is it?



Look under the sofa.



Where is my boat?



Look in the toy box.



Where is my boat?



Look on the table.



Your boat, Baz! It's in your jacket.



Thanks, Sam!

36

Unit 6 Lesson 3

Review: Where is it? It's (in your jacket). boat, in, on, under

Values

Lesson 4

Listen and say. 46

Say and do.

Act.



Let's make the bed.
Please help me.

Yes, Dad.



That's better. Good job.

Thanks, Dad.

Value: keeping your room neat
Everyday English: *Let's make the bed. Please help me. That's better.*

Unit 6 Lesson 4

37

Explore

Lesson 5

Look and listen. 🎧 47

Listen and read. 🎧 47


Read and say.

Beds

Look! There's
a slide on this bed.



This bed is under
a big bed.



Is it a car?
No, it's a bed!

Phonics

Lesson 6

Learn the sound.

Sing. ♫ 48

Find and say.

et



jet



net



wet



Phonics: -et jet, net, wet

Unit 6 Lesson 6

39

Unit 7

On Vacation

Vocabulary

Lesson 1

Listen and say. » 49

Listen and find. » 50

Look and say.

sea

shell

beach

crab

spade

bucket

40

Unit 7 Lesson 1

Vocabulary: beach, bucket, crab, sandcastle, sea, shell, spade, umbrella



Structure

Lesson 2

Listen and say. » 51

Say and do.

Listen, sing, and do. » 52

sandcastle

umbrella

Structure: How many (shells) are there? There are (three shells).
Song lyrics: AB p.79

Unit 7 Lesson 2

41

Story


Lesson 3

Look and say.


Listen. » 53

Listen and act. » 53

How Many Sandcastles Are There?




Look at the sandcastles!




How many sandcastles are there?

One... two... three...



Four... five... six... seven sandcastles.



Uh-oh. Now there are six sandcastles!


Values

Lesson 4

Listen and say. 54

Say and do.

Act.



Value: telling the truth
Everyday English: *We did it. We're sorry.*

Unit 7 Lesson 4

43

Project

Lesson 5

Make.


Sing. » 55

Sing and do. » 55

1



2



3



4



44

Unit 7 Lesson 5

Cross-curricular Project: Science – making an under-the-sea collage
Song lyrics: AB p.79

Phonics

Lesson 6

Learn the sound.

Sing. ♫ 56

Find and say.

ig



big



dig



wig



Phonics: **-ig** big, dig, wig

Unit 7 Lesson 6

45

Unit 8

Let's Eat!


Vocabulary

Lesson 1

Listen and say. ► 57

Listen and find. ► 58

Look and say.



46

Unit 8 Lesson 1

Vocabulary: *cheese, chicken, fish, milk, potato, rice, salad, soup*



Structure

Lesson 2

Listen and say. » 59

Say and do.

Listen, sing, and do. » 60

milk

cheese

rice

fish

chicken

potato

Structure: *She / He has (fish).* Song lyrics: AB p.79

Unit 8 Lesson 2

47

Story


Lesson 3

Look and say.


Listen. » 61

Listen and act. » 61

Tess Has Two Sandwiches




Tess has two sandwiches.



I like sandwiches.



Tess has one sandwich.



Baz! My sandwiches!

Sorry, Tess.

48

Unit 8 Lesson 3

Review: (Tess) has (one sandwich).



Watch me.

Values

Lesson 4

Listen and say. 62

Say and do.

Act.

Yes, Grandma.



Go ahead. Now you try.

Thanks, Grandma.

Value: respecting your elders
Everyday English: Watch me. Go ahead. Now you try.

Unit 8 Lesson 4

49

Explore

Lesson 5

Look and listen. 🎧 63

Listen and read. 🎧 63

Read and say.


Breakfast Time!



This is my
breakfast.
I have bread
and jam.



I have eggs.



I have soup
for breakfast.



I have fruit
and yogurt for
breakfast.



Phonics

Lesson 6

Learn the sound.

Sing. ♪ 64

Find and say.

op



hop



mop



top



Phonics: -op hop, mop, top

Unit 8 Lesson 6

51

Unit 9

Festival Fun!

Vocabulary

Lesson 1

Listen and say. » 65

Listen and find. » 66

Look and say.




acrobat

juggler

52

Unit 9 Lesson 1

Vocabulary: *acrobat, bicycle, clown, drum, juggler, parrot, tent*



Structure

Lesson 2

Listen and say. » 67

Say and do.

Listen, sing, and do. » 68

Structure: He / She / It can (jump). Song lyrics: AB p.79

Unit 9 Lesson 2

53

Story

Lesson 3


Look and say.


Listen. » 69


Listen and act. » 69

Pat is an Acrobat



 Pat is an acrobat.



 He can jump.



 He can climb.



 Now I'm a clown!

54

Unit 9 Lesson 3

Review: (Pat) is (an acrobat). He can (jump).



Please pick that up.

Values

Lesson 4

Listen and say. 70

Say and do.

Act.

Oh, sorry.



Throw it away.

OK, Mom.

Value: keeping places clean
Everyday English: Please pick that up. Throw it away.

Unit 9 Lesson 4

55

Explore

Lesson 5

Look and listen. 🎧 71

Listen and read. 🎧 71

Read and say.

The Circus!




This acrobat is small.
He can climb and jump.



Look at the juggler.
She can juggle.



How many colors can you
see in this clown's wig?



Look at the boy
catch the girl!

Phonics

Lesson 6

Learn the sound.

Sing. 🎵 72

Find and say.


un




bun



run



sun



Phonics: **-un** bun, run, sun

Unit 9 Lesson 6

57

Unit 10

Jobs

Vocabulary

Lesson 1

Listen and say. ► 73

Listen and find. ► 74

Look and say.



farmer

doctor

singer

firefighter

58

Unit 10 Lesson 1

Vocabulary: doctor, farmer, firefighter, nurse, pilot, police officer, singer, taxi driver

taxi driver



Structure


Lesson 2

Listen and say. » 75

Say and do.

Listen, sing, and do. » 76

nurse



pilot



police officer



Structure: *Is she / he a (doctor)? Yes, she / he is. No, she / he isn't.*
Song lyrics: AB p.79

Unit 10 Lesson 2 **59**

Story

Lesson 3

Look and say.

Listen. 🎧 77


Listen and act. 🎧 77

Is Mom a Farmer?



👦 Is Mom a taxi driver?

👧 No, she isn't.




👦 Is Mom a farmer?

👧 No, she isn't.



👦 Is Mom a teacher?

👧 No, she isn't.



👦 Is Mom a doctor?

👧 Yes, she is. Good, Adam!



Values

Lesson 4

Listen and say. 🎧 78

Say and do.

Act.



Value: being safe
Everyday English: *Wait. It's not safe. Yes, sir. It's safe now. Let's cross.*

Unit 10 Lesson 4 **61**



Project

Lesson 5

Make.

Sing. 🎵 79

Sing and do. 🎵 79



62






Unit 10 Lesson 5

Cross-curricular Project: Science – growing a bean plant
Song lyrics: AB p.79

Phonics

Lesson 6

Point and say.
Say and group.
Listen and check. ♪ 80



Review: -at, -et, -op, sh

Unit 10 Lesson 6

63

OXFORD
UNIVERSITY PRESS

Great Clarendon Street, Oxford, ox2 6DP, United Kingdom

Oxford University Press is a department of the University of Oxford.
It furthers the University's objective of excellence in research, scholarship,
and education by publishing worldwide. Oxford is a registered trade
mark of Oxford University Press in the UK and in certain other countries

© Oxford University Press 2011

The moral rights of the author have been asserted

First published in 2011

2015 2014 2013 2012 2011

10 9 8 7 6 5 4 3 2 1

No unauthorized photocopying

All rights reserved. No part of this publication may be reproduced, stored
in a retrieval system, or transmitted, in any form or by any means, without
the prior permission in writing of Oxford University Press, or as expressly
permitted by law, by licence or under terms agreed with the appropriate
reprographics rights organization. Enquiries concerning reproduction outside
the scope of the above should be sent to the ELT Rights Department, Oxford
University Press, at the address above

You must not circulate this work in any other form and you must impose
this same condition on any acquirer

Links to third party websites are provided by Oxford in good faith and for
information only. Oxford disclaims any responsibility for the materials
contained in any third party website referenced in this work

ISBN: 978 0 19 443336 5 Student's Book
ISBN: 978 0 19 443345 7 Pack

Printed in China

Reprinted 2012

This book is printed on paper from certified and well-managed sources

ACKNOWLEDGEMENTS

The publisher would like to thank the following for permission to reproduce photographs:

Alamy pp.14 (students/Gabe Palmer), 20 (insect/Dan Burton, horse/Juniors
Bildarchiv), 32 (leaves/LHB Photo), 50 (eggs/David Lee, soup/Pixmann),
56 (clown/John McKenna, acrobat/supershoot); Argos Direct p.38 (slide);
Corbis UK Ltd. pp.8 (Dad/Patrick Lane/Somos Images), 21 (bath/Heide
Benser), 50 (white girl/Image Source, yoghurt/Maximilian Stock Ltd/The Food
Passionates), 56 (trapeze/John Lund/Blend Images, juggler/Jon Hrusa/Epa);
Getty Images pp.8 (grandparents/Comstock), 14 (drum/Dave King), 20 (rabbit/
Comstock), 32 (tree/Travelif), 50 (african boy/Ryan McVay); GLTC p.38 (car),
38 (trundle); iStockphoto pp.50 (toast/Svetlana Foote), 57 (bun/Davide
Chiarito); Oxford University Press p.8 (girl/Photodisc); Photolibrary Group
pp.14 (teacher/Image100), 32 (cactus/Wendy Connett), 44 (underwater scene),
50 (hispanic boy/Fotosearch Premium); Shutterstock pp.45 (wig/Gladsikh
Tatiana), 50 (asian girl/Grafica).

Cover illustration by: Paul Gibbs


Main illustrations by: Paul Gibbs

All commissioned photography by: Graham Adler at MM Studios pp.07, 13, 19, 26,
25, 31, 37, 43, 44, 49, 55, 61

With special thanks to staff and pupils at Long Furlong Primary School,
Abingdon.

First Friends 3

Activity Book



Susan Iannuzzi

OXFORD
UNIVERSITY PRESS

Level 3 Scope and sequence

Topics & Objectives	Vocabulary	Structure	Values & Everyday English	Songs, Projects, & Explore	Phonics
1 Hello (Introduction review) <ul style="list-style-type: none"> Talk about the days of the week Review the alphabet Review initial sounds 	Monday Tuesday Wednesday Thursday Friday Saturday Sunday	I'm ... What day is it? It's (Monday).	Being helpful Can you help me, please? Sure.	It's a nice day. a-z song Explore: My Week	Revision: <ul style="list-style-type: none"> alphabet initial sounds
2 Our School (School people and places) <ul style="list-style-type: none"> Ask about and identify people in school Ask about and identify places in school 	classroom friend music room playground sandbox school bus seesaw teacher	What's this? It's (a sandbox). Who's this? She's / He's (a teacher).	Taking pride in your school I love our school. Yes, it's great. The classroom looks great.	Listen... Listen... sh song Explore: Music	Digraph sh sheep shoes fish
3 My Feelings <ul style="list-style-type: none"> Talk about feelings Ask about other people's feelings 	cold happy hot hungry sad thirsty scared sleepy	Are you (cold)? Yes, I am. No, I'm not.	Thinking of others Look out! Are you OK? I think so.	If you're happy and you know it th song Explore: Pets	Digraph th throw thumb bath
4 I Can Jump! (Abilities) <ul style="list-style-type: none"> Talk about ability 	catch climb draw jump run write read sing	I can (jump). I can't (sing).	Being modest Yours is, too. Good job!	I can jump. My insect can climb ch song Project: Making a number insect	Digraph ch chocolate beach kitchen
5 My Home (Rooms and objects) <ul style="list-style-type: none"> Describe a scene 	bathroom bedroom dining room kitchen living room plant sofa TV	There is (a kitchen). There are (plants).	Appreciating nature Don't break the plants. I'll be careful.	Look at my house! a song Explore: Plants and flowers	CVC words with a cat hat mat

2

Scope and sequence




Topics & objectives	Vocabulary	Structure	Values & Everyday English	Songs, Projects, & Explore	Phonics
6 My Room (Bedroom objects) <ul style="list-style-type: none"> Describe the location of objects in a room using prepositions 	<i>bed</i> <i>blanket</i> <i>closet</i> <i>pillow</i> <i>shelf</i> <i>in</i> <i>on</i> <i>under</i> <i>1–20 (review)</i>	<i>Where is it?</i> <i>It's in (the closet).</i> <i>It's on (the bed).</i> <i>It's under (the bed).</i>	Keeping your room neat <i>Let's make the bed.</i> <i>Please help me.</i> <i>That's better.</i>	Put your hand on your head e song Explore: Beds	CVC words with e <i>jet</i> <i>net</i> <i>wet</i>
7 On Vacation <ul style="list-style-type: none"> Ask about quantity Count the number of objects in a scene 	<i>beach</i> <i>bucket</i> <i>crab</i> <i>sandcastle</i> <i>sea</i> <i>shell</i> <i>spade</i> <i>umbrella</i>	<i>How many (shells) are there?</i> <i>There are (ten).</i>	Telling the truth <i>We did it.</i> <i>We're sorry.</i>	Ten umbrellas in the sun Sitting on the beach i song Project: Making an under-the-sea collage.	CVC words with i <i>big</i> <i>dig</i> <i>wig</i>
8 Let's Eat! (Foods) <ul style="list-style-type: none"> Describe what food people have 	<i>cheese</i> <i>chicken</i> <i>fish</i> <i>milk</i> <i>potato</i> <i>rice</i> <i>salad</i> <i>soup</i>	<i>She / He has (rice).</i>	Respecting your elders <i>Watch me.</i> <i>Go ahead.</i> <i>Now you try.</i>	I love food! o song Explore: Breakfast Time	CVC words with o <i>hop</i> <i>mop</i> <i>top</i>
9 Festival Fun! <ul style="list-style-type: none"> Talk about other people's ability 	<i>acrobat</i> <i>bicycle</i> <i>clown</i> <i>drum</i> <i>juggler</i> <i>parrot</i> <i>tent</i>	<i>She / He can (climb).</i> <i>It can (sing).</i>	Keeping places clean <i>Please pick that up.</i> <i>Throw it away.</i>	Let's all go to the festival u song Explore: The Circus	CVC words with u <i>bun</i> <i>run</i> <i>sun</i>
10 Jobs <ul style="list-style-type: none"> Ask about people and identify their jobs 	<i>doctor</i> <i>farmer</i> <i>firefighter</i> <i>nurse</i> <i>pilot</i> <i>police officer</i> <i>singer</i> <i>taxi driver</i>	<i>Is she / he (a doctor)?</i> <i>Yes, she / he is.</i> <i>No, she / he isn't.</i>	Being safe <i>Wait. It's not safe.</i> <i>It's safe now.</i> <i>Let's cross.</i>	How are you today? Bean plant, bean plant Project: Growing a bean plant	Review

Unit
1


Hello

Lesson 1

1 Trace and color.

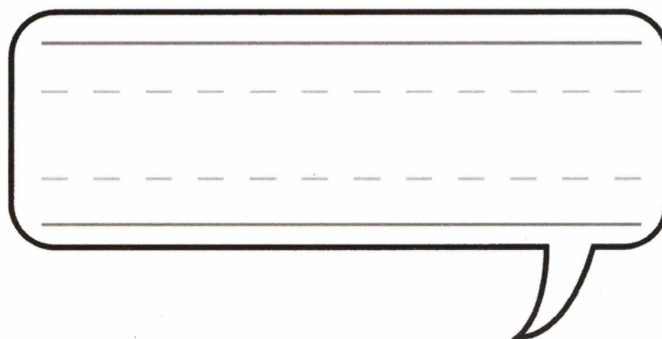


Baz







Sam

2 Draw yourself. Write and say.



Lesson 2

1 Trace and say. Draw.


Monday 	
Tuesday 	
Wednesday	
Thursday	
Friday 	
Saturday 	
Sunday	

Unit 1 Lesson 2

5




Lesson 3

1 Match and say.



Lesson 4

1 Look and choose. Draw.



Lesson 5

1 Trace and draw.


Tuesday

I'm at school.




Saturday

I'm at home.




Lesson 6


1 Circle.




a c d




t f p



b l k



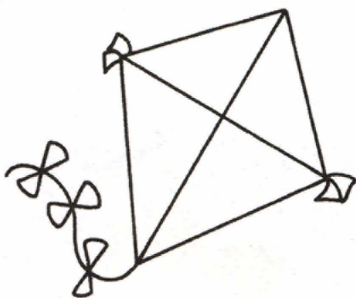
s h u



n u v



p o a



k d t



s f w



n u c

Unit 1 Lesson 6

9

Review

1 Say and group.



Tuesday

Sunday

Friday

Saturday

Thursday

Monday

Wednesday




Unit
2

Our School


Lesson 1

1 Match and say.




music room

sandbox





playground

school bus



teacher

classroom



seesaw






friend



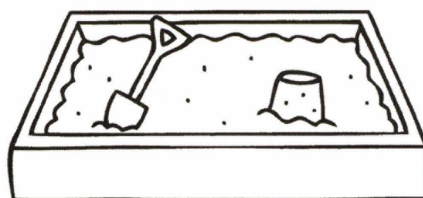
Unit 2 Lesson 1

Lesson 2

1 Say and join.



1 Match and write. Color.




It's a

sandbox.



It's



It's a



It's

Jig

seesaw

sandbox

Pat

Lesson 4




1 Look and choose. Draw.



The classroom looks great!




Oh, no!




Lesson 5

1 Say and trace. Match.


drum



violin





2 Count and say. Write.




Lesson 6

1 Circle *sh*. Trace and write.




sh sh

2 Write and say.





fi



oes

1 Find and say. Circle.



Unit
3

My Feelings

Lesson 1

1 Circle and say.



sleepy



cold

happy



sad

hot

hungry



cold

sleepy

thirsty



happy

hot

scared



sleepy

sad

thirsty



hot

cold

happy

Lesson 2

1 Match and write.

happy

sleepy

sad

hungry


I'm

sad

I'm

I'm

I'm



Lesson 3

1 Look and write.

Yes No

Are you cold?



Yes

Are you thirsty?



Are you hot?






Are you sad?



Lesson 4

1 Look and choose. Draw.





Unit 3 Lesson 4

21

Lesson 5



1 Look and say. Write.

rabbit insect horse




insect

2 Say and trace.




Lesson 6

1 Circle *th*. Trace and write.



th th

2 Write and say.



ba



row


Unit 3 Lesson 6

23

Review

1 Find and match. Say.


scared hungry thirsty



cold

sleepy

2 Look and say. Draw.



Unit
4

I Can Jump!

Lesson 1

1 Match and say.

run ●▶

climb ●▶

jump ●▶

draw ●▶

write ●▶

catch ●▶

read ●▶

sing ●▶



Lesson 2

1 Write and draw.

catch read jump climb

I can


I can't

1 Look and say. Write.

can can't



I _____ kick.



I _____ catch.





I _____ sing.



I _____ climb.

Lesson 4

1 Look and choose. Draw.



1 Follow the numbers.

The maze consists of a grid of circles containing numbers. The path is as follows:

- Start at the red circle with the number 1.
- Move right to the red circle with the number 2.
- Move down to the circle with the number 3.
- Move right to the circle with the number 4.
- Move down to the circle with the number 5.
- Move right to the circle with the number 6.
- Move down to the circle with the number 7.
- Move right to the circle with the number 8.
- Move down to the circle with the number 9.
- Move right to the circle with the number 10.
- Move down to the circle with the number 11.
- Move right to the circle with the number 12.
- Move down to the circle with the number 13.
- Move right to the circle with the number 14.
- Move down to the circle with the number 15.
- Move right to the circle with the number 16.
- Move down to the circle with the number 17.
- Move right to the circle with the number 18.
- Move down to the circle with the number 19.
- End at the red circle with the number 20.

Lesson 6

1 Circle *ch*. Trace and write.




ch ch

2 Write and say.



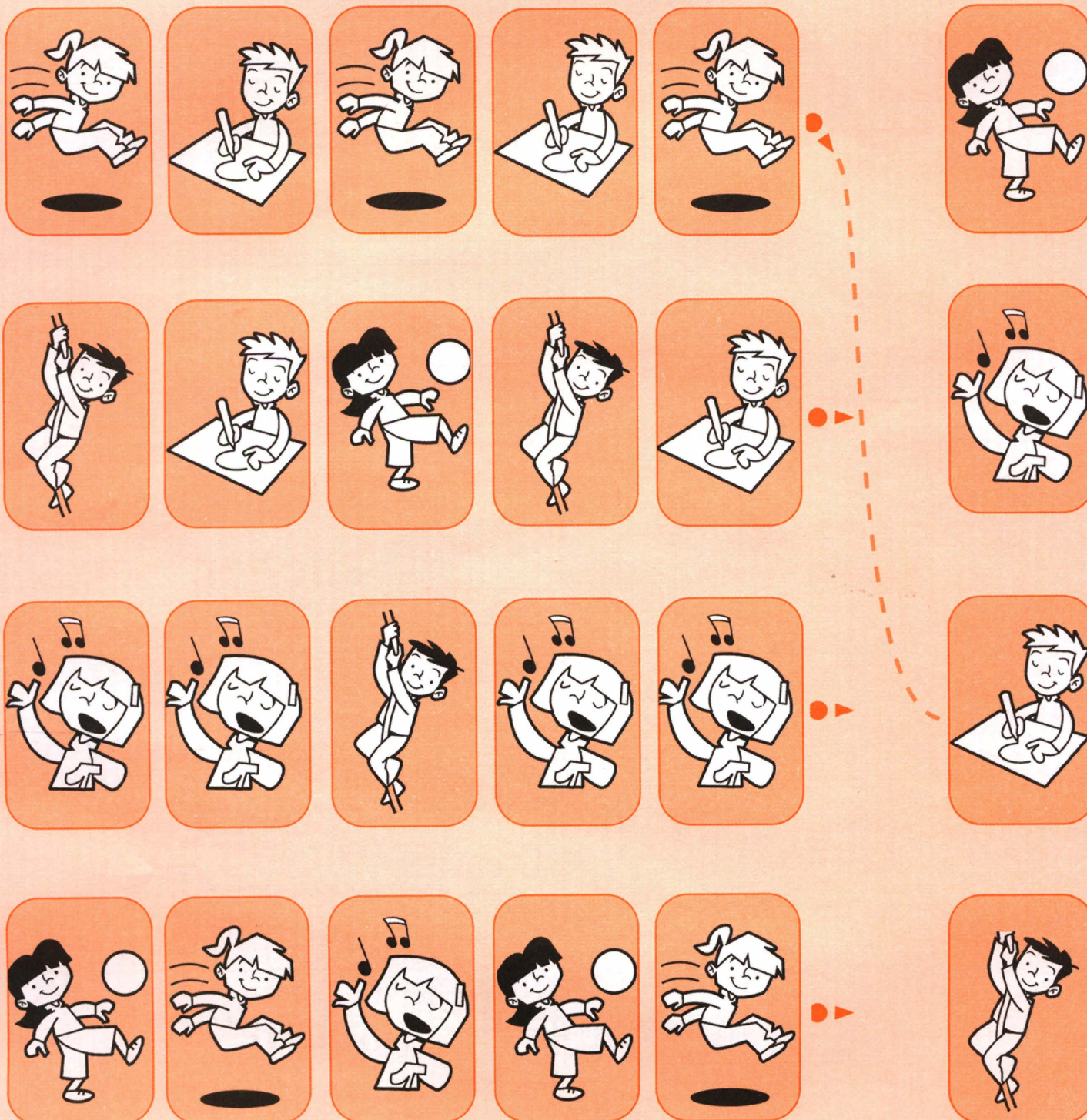
air



kit en

Review

1 Say and join.






Unit 5


My Home

Lesson 1


1 Match and circle.




plant
living room




dining room
sofa




plant
kitchen



living room
bedroom



dining room
living room



plant
TV

Lesson 2

1 Read and draw.



bedroom


dining room

2 Draw and say.

My home

Lesson 3

1 Look, read and circle.



There's a sofa.

Yes

No

There's a TV.

Yes

No

There's a chair.

Yes

No

There's a plant.

Yes

No

There's a table.

Yes

No





There's a doll.

Yes

No

Lesson 4

1 Look and choose. Draw.




Lesson 5

1 Read and draw. Color.


This plant is big.

It is green.



**This plant is
small.**

It is purple.




Lesson 6

1 Trace and write.




at at

2 Write and say.




at



at

Review

1 Count and write. Say.



bedroom

dining room

kitchens

living rooms

bathrooms


TVs

sofas

plants

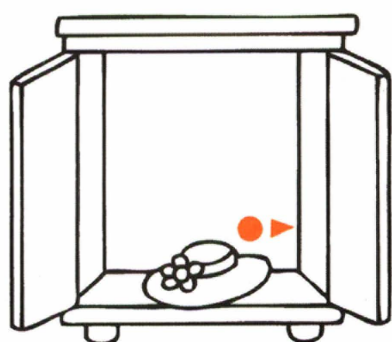
1 Write and say.

bed blanket ~~shelf~~ pillow closet



Lesson 2

1 Trace and match.

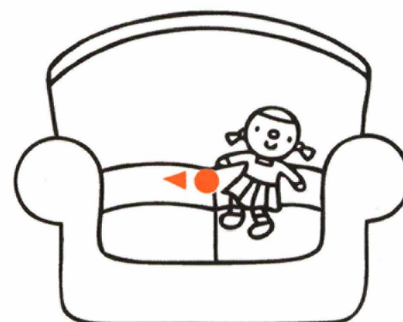



on

in

under

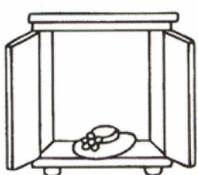
on



2 Write. Ask and answer.



It's _____ the bed.



It's _____ the closet.



It's _____ the table.




It's _____ the sofa.

Lesson 3

1 Look, read, and write.

in on under


sofa jacket mat



The boat is under the sofa .



The boat is _____ the _____ .




The boat is _____ the _____

Unit 6 Lesson 3

41

Lesson 4

1 Look and choose. Draw.



Lesson 5


1 Read and match. Write.

1 My bed is a boat.

2 My bed is under a table.

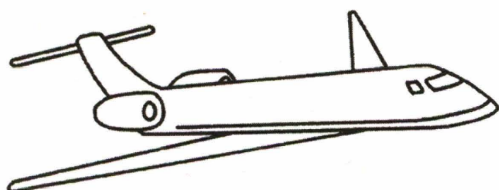
3 My bed is a car.

4 My bed is in a tree.



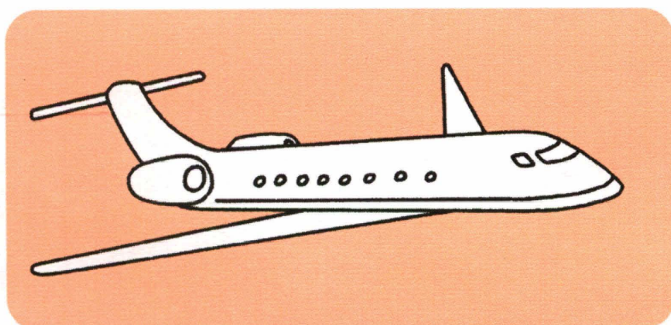
Lesson 6

1 Trace and write.

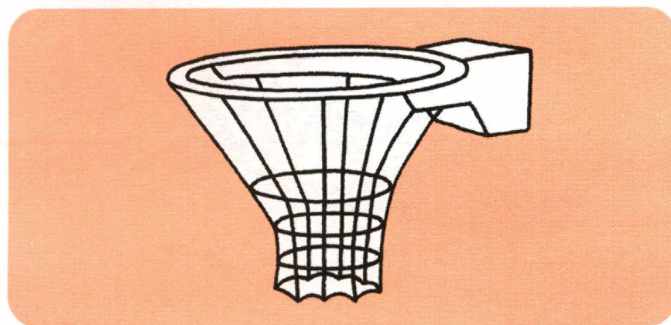


et et

2 Write and say.





t j e



e t n

1 Find and say. Circle.




Unit
7

On Vacation


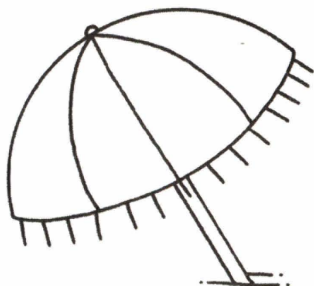


Lesson 1

1 Write and say.

umbrella shell crab
beach sandcastle sea




shell




Lesson 2


1 Count and write.



2








Lesson 3

1 Join the dots.





2 Look, read, and write.

How many sandcastles are there?

There are _____ sandcastles.

Lesson 4

1 Look and choose. Draw.




Unit 7 Lesson 4

49

Lesson 5

1 Color and say.

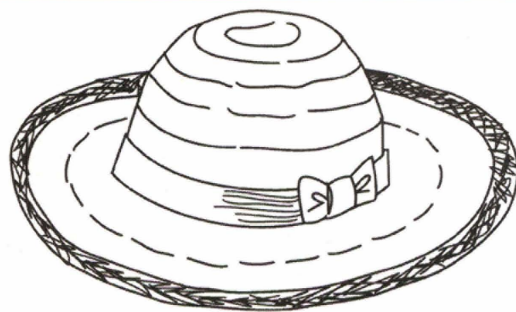
beach (yellow) sea (blue) crab (red)
shells (orange) octopus (purple) umbrella (green)




1 Circle.



dig bin




hat **mat**




net ten



big wig




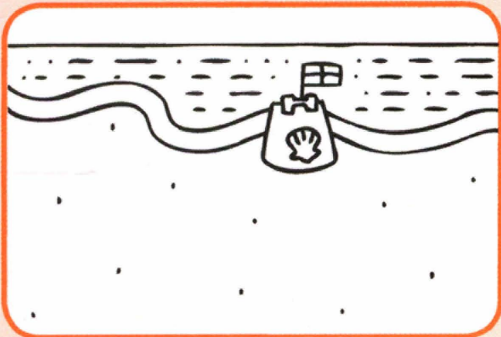


Pat pen



Jig jet

Review

1 Match and color.



Unit
8


Let's Eat!

Lesson 1

1 Match.




fish
soup
milk
salad
chicken
potato
cheese
rice



Lesson 2

1 Look, read, and write.

chicken salad soup fish cheese rice



She has

soup, _____,

and _____.



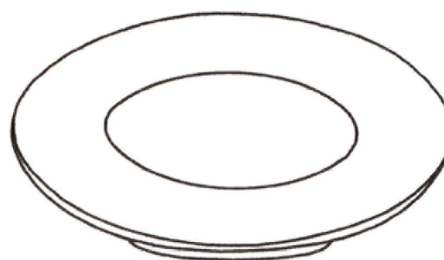
He has

_____, _____,

and _____.

2 Draw and say.

I have ...




1 Read and match. Write.

1 She has two sandwiches.

2 He has two sandwiches.






3 She has five potatoes.

4 He has four potatoes.



Lesson 4


1 Look and choose. Draw.



1 Read and say. Draw.


I'm Ben.

**I have chicken
and potatoes.**




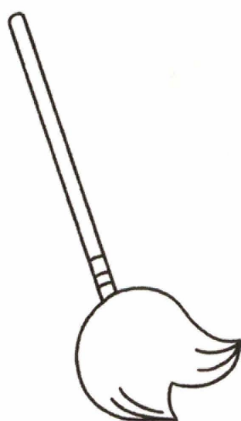
I'm Meg.

**I have fish and
rice.**



Lesson 6

1 Trace and write.



2 Write and say.











o p h



p o m

Review

1 Look and match.



Unit
9

Festival Fun!


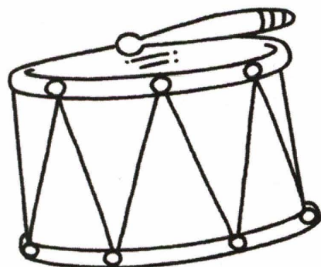
Lesson 1

1 Write and say.

acrobat bicycle clown tent
drum juggler parrot



juggler



and

Lesson 2

1 Read and circle.



She can sing.

Yes

☒ No



He can climb.

Yes

No



She can jump.

Yes

No



He can catch.

Yes

No

2 Write and draw.

I can _____ .

Lesson 3

1 Read and match. Write.

1 She can draw.



2 He can't climb.



3 She can't run.



4 He can catch.





5 She can kick.



Lesson 4

1 Look and choose. Draw.



Lesson 5

1 Read and write.

drum juggler bicycle clown parrot



She is a

juggler

She has a




He is a

He is on a

He can play a


Lesson 6

1 Trace and write.

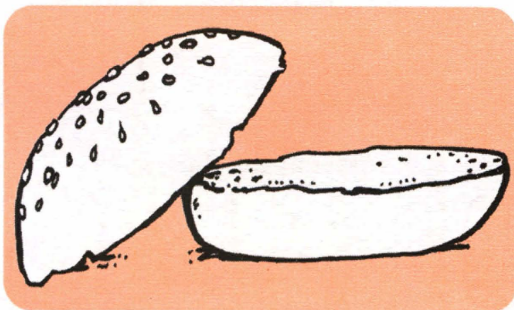


un un

2 Write and say.





un



un

Review

1 Look, order, and write.



Unit 10

Jobs

Lesson 1

1 Write and trace.



— doctor



— armer



— ilot




— inger



— urse

Lesson 2


1 Circle and say.



1 Read and circle.



He is a firefighter. Yes **No**



He is a farmer. Yes No



She is a singer. Yes No



He is a nurse. Yes No







She is a juggler. Yes No



She is a doctor. Yes No

Lesson 4





1 Look and choose. Draw.



Lesson 5







1 Read and match. Write.

- 1 The bean is in the jar.
- 2 Water the bean.
- 3 Put the jar in the window.
- 4 Look at the plant!





Lesson 6

1 Say and match the rhyming words.




Review

1 Look, order, and write.



one




Unit 10 Review and Critical Thinking

73

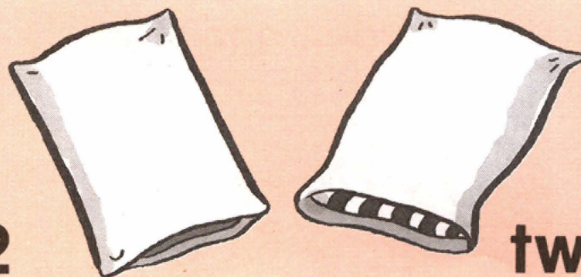
Numbers

1




one

2



two

3




three

4




four

5



five

6




six

7



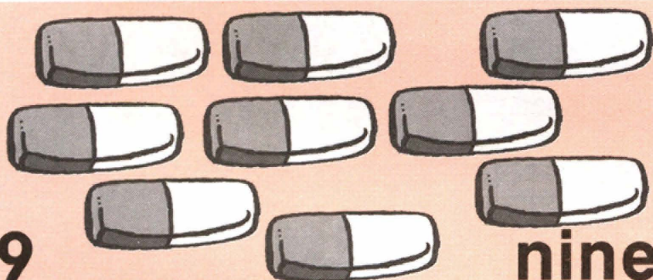
seven

8




eight

9

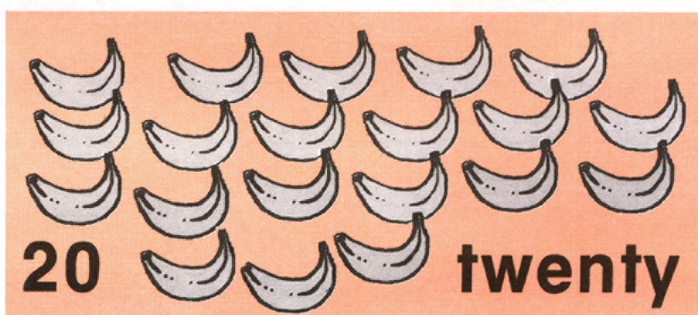








nine

10



ten




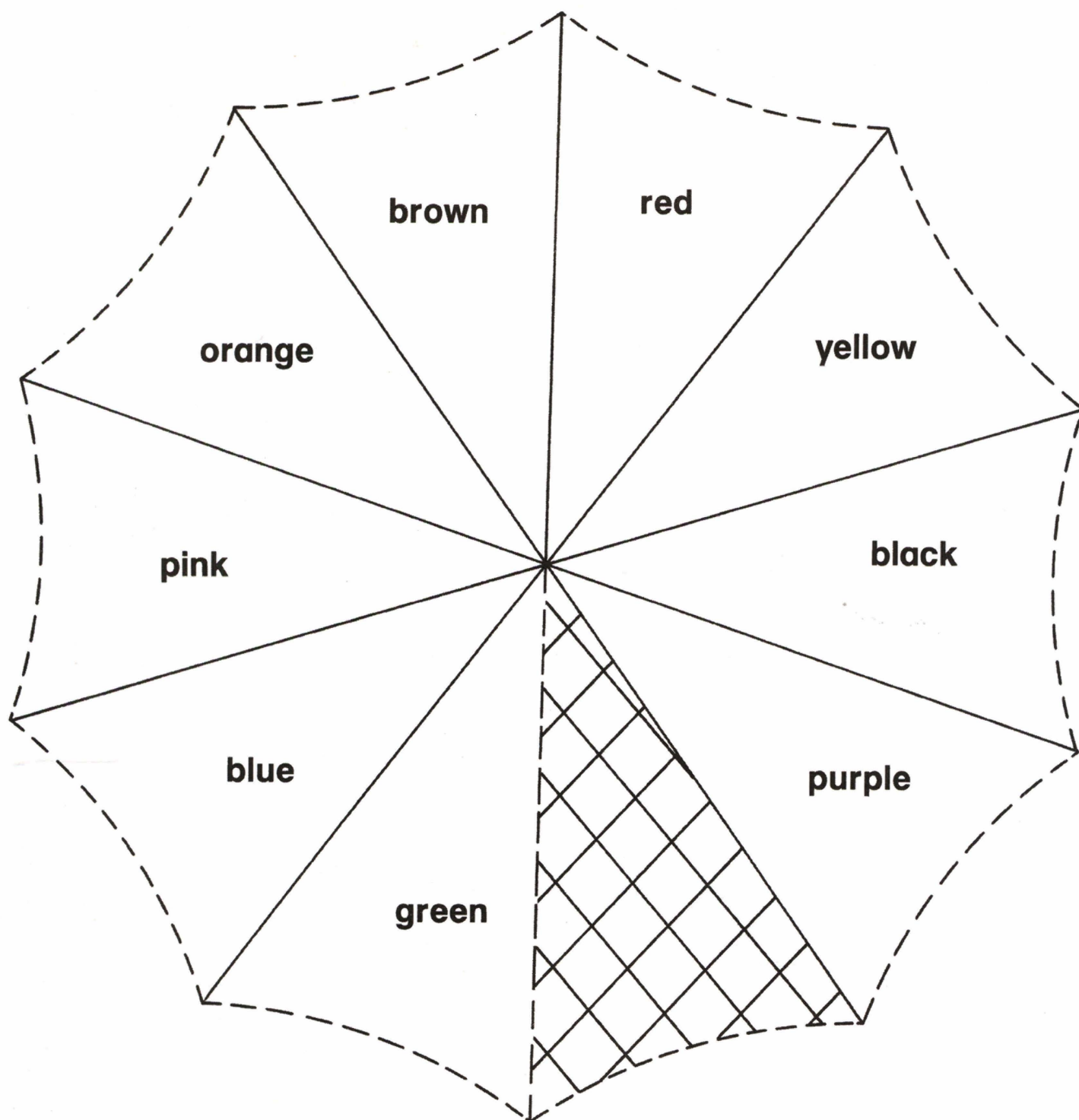
Writing Grid

Handwriting practice grid with multiple rows of solid top and bottom lines and a dashed middle line.

76

Writing Grid


Make a Beach Umbrella



Make a Beach Umbrella

77

- 1** Color, cut out, and glue the template to make your umbrella.
- 2** Attach your umbrella to a stick, pencil, or straw, using sticky tape or modelling clay.



Songs

Unit 1

Lesson 2

Monday, Tuesday,
Wednesday, Thursday,
Friday, Saturday, Sunday.
It's a nice day!
It's Monday.

Unit 2

Lesson 2

Listen... Listen...
What's this? What's this?
It's the school bus! It's the
school bus!
Listen... Listen...
What's this? What's this?
It's the playground! It's the
playground!
Listen... Listen...
What's this? What's this?
It's the music room! It's the
music room!
Listen... Listen...
Who's this? Who's this?
It's the teacher! It's the
teacher!

Unit 3

Lesson 2

If you're happy and you know
it, clap your hands.
If you're happy and you know
it, clap your hands.
If you're happy and you know
it,
And you really want to show
it,
If you're happy and you know
it, clap your hands.
If you're sad and you know it,
stamp your feet.
If you're sad and you know it,
stamp your feet.
If you're sad and you know it,
And you really want to show
it,
If you're sad and you know it,
stamp your feet.

Unit 4

Lesson 2

I can jump.
I can climb.
I can sing and count to five.
I can throw.
I can kick.
I can catch and run and hide.

Lesson 5

My insect can climb.
My insect can crawl.
My insect is long.
Now it's like a ball!
My insect can count.
Can you see?
It has all the numbers.
Count them with me:
One... two... three... four... five...

Unit 5

Lesson 2

Look at my house! Look at
my house!
It has a dining room.
It has a bathroom.
It has a bedroom and a lamp.
Look at my house! Look at
my house!
It has a living room.
It has a kitchen.
It has a sofa and a plant.

Unit 6

Lesson 2

Put your hand on your head.
Put your hand on your nose.
Put your hand on your leg.
Put your hand on your toes.
Put your hand in your bag.
Put your hand in the air.
Put your hand under your
book.
Shake your hands everywhere!

Unit 7

Lesson 2

Ten umbrellas in the sun,
There's a color for everyone.
Let's look and see.
Blue for you; purple for me.
Yellow, orange, green and red.
Sun is shining,
Hide your head!

Lesson 4

Sitting on the beach, looking
at the sea.
What's under the water?
Come, look with me.
Fish! Shells! An octopus! Can
you see?
Sitting on the beach, looking
at the sea.
What color are these things?
Come, look with me.
Blue! Green! And purple, too!
Can you see?

Unit 8

Lesson 2

Salad and soup,
Chicken and cheese.
I love food!
Let's eat, please!
Fish and potatoes,
Milk and rice.
I love food!
Yummy! It's nice.

Unit 9

Lesson 2

(Chorus)
Let's all go to the festival.
Let's all go to the festival.
Let's all go to the festival.
What can you see?
I can see an acrobat.
I can see an acrobat.
I can see an acrobat.
He can jump and climb
(Chorus)
I can see a juggler.

I can see a juggler.
I can see a juggler.
She can throw and catch.
(Chorus)

I can see a clown.
I can see a clown.
I can see a clown.
He can play a drum.

Unit 10

Lesson 2

How are you today?
How are you today?
I'm not very well.
Is the doctor on the way?
How are you today?
How are you today?
Thanks to the doctor,
I can play!
Lesson 5
Bean plant, bean plant,
Grow, grow, grow!
Water and sun,
Grow, grow, grow!
(repeat)



OXFORD

UNIVERSITY PRESS

Great Clarendon Street, Oxford, OX2 6DP, United Kingdom

Oxford University Press is a department of the University of Oxford.
It furthers the University's objective of excellence in research, scholarship,
and education by publishing worldwide. Oxford is a registered trade
mark of Oxford University Press in the UK and in certain other countries

© Oxford University Press 2011

The moral rights of the author have been asserted

First published in 2011

Reprinted 2012

2015 2014 2013 2012 2011

10 9 8 7 6 5 4 3 2 1

No unauthorized photocopying

All rights reserved. No part of this publication may be reproduced, stored
in a retrieval system, or transmitted, in any form or by any means, without
the prior permission in writing of Oxford University Press, or as expressly
permitted by law, by licence or under terms agreed with the appropriate
reprographics rights organization. Enquiries concerning reproduction outside
the scope of the above should be sent to the ELT Rights Department, Oxford
University Press, at the address above

You must not circulate this work in any other form and you must impose
this same condition on any acquirer

Links to third party websites are provided by Oxford in good faith and for
information only. Oxford disclaims any responsibility for the materials
contained in any third party website referenced in this work

ISBN: 978 0 19 443369 3

Printed in Spain

This book is printed on paper from certified and well-managed sources

ACKNOWLEDGEMENTS

Illustrations by: John Haslam pp.4,6, 7, 11 (bottom right), 13, 14, 21, 28, 31, 35,
45, 49, 56, 59, 63, 66, 70, 73; Cathy Hughes pp.5, 9, 11, 12, 13, 16, 17, 18, 24,
27, 30, 32, 40, 41, 44, 46, 51, 52, 54, 57, 58, 60, 62, 68, 71, 72.; Lisa Williams/
Sylvie Poggio Artists pp.10, 15, 19, 20, 22, 23, 25, 29, 33, 34, 37, 38, 39, 42, 43,
47, 48, 50, 53, 55, 61, 64, 65, 67, 69, 74, 75

**The publishers advise that project work involving cutting and
sticking should be carried out under the supervision of an adult.**

First Friends

*first for English, first for fun,
first for young children*

First Friends is a three-level course that makes the first years of learning English motivating and fun.

- The special phonics program is ideal for building letter-recognition skills and letter formation.
- Everyday English is taught through the context of important social values such as learning to share.
- Practical cross-curricular lessons link with other subjects such as math and science.
- Engaging activities focus on making connections and seeing patterns, improving critical thinking skills.



Oxford › making  sense

- Student Book with Student Audio CD featuring songs, stories and everyday English
- Activity Book
- Split editions A & B:
Student Book + Activity Book + Student Audio CD
- Teacher's Book
- Picture Cards
- Class Audio CD
- Oxford iTools: Digital Classroom Resources

OXFORD
UNIVERSITY PRESS

www.oup.com/elt

Activity Book

ISBN 978-0-19-443368-6



9 780194 433686

Student Book

ISBN 978-0-19-443345-7



9 780194 433457



Ostooreh Comolex