


Tiny Talk

3A

Student Book



Susan Rivers



Oxford U



ity Press

Tiny Talk

Tiny Talk is a three-level listening and speaking series for preschool and kindergarten children learning English. The series provides a simple but steady development of new language through characters, themes, and situations relevant and appealing to very young students. Songs by Carolyn Graham appear in every lesson.

The three levels are divided into A and B sections. Each section includes a **Student Book**, a **Workbook**, a **Cassette**, **Picture Cards**, and **Wall Charts**. The easy-to-use **Teacher's Book** provides step-by-step lesson plans and a wide variety of games and fun activities. **Puppets** of the main characters attract and hold children's attention throughout the course.

Also available are the *Tiny Talk ABC Workbook* and the *Tiny Talk Songbook*, which features all 60 songs in the series. These components can be used either independently or as supplements to the *Tiny Talk* course.

Student Book 3A
Workbook 3A
Cassette 3A (American English)
Cassette 3A (British English)
Picture Cards 3A

Wall Charts 3A
Benny and Sue Puppets
Mike and Julie Puppets
Teacher's Book 3
(A and B combined)




To order Oxford University Press publications, please see our latest catalog or contact your local Oxford office or sales representative.

Oxford University Press

ISBN 978-0-19-435170-6



9 780194 351706



Tiny Talk ^{3A}

Student Book



Susan Rivers

with songs by Carolyn Graham

Oxford University Press

Oxford University Press
198 Madison Avenue, New York, NY 10016, USA
Great Clarendon Street, Oxford OX2 6DP, England

Oxford New York

Auckland Cape Town Dar es Salaam Hong Kong Karachi
Kuala Lumpur Madrid Melbourne Mexico City Nairobi
New Delhi Shanghai Taipei Toronto

With offices in

Argentina Austria Brazil Chile Czech Republic France Greece
Guatemala Hungary Italy Japan Poland Portugal Singapore
South Korea Switzerland Thailand Turkey Ukraine Vietnam

OXFORD is a trademark of Oxford University Press.

ISBN: 978 0 19 435170 6

Copyright © 1998 Oxford University Press

No unauthorized photocopying.

All rights reserved. No part of this publication may be reproduced, stored in a retrieval system, or transmitted, in any form or by any means, electronic, mechanical, photocopying, recording, or otherwise, without the prior written permission of Oxford University Press.

This book is sold subject to the condition that it shall not, by way of trade or otherwise, be lent, resold, hired out, or otherwise circulated without the publisher's prior consent in any form of binding or cover other than that in which it is published and without a similar condition including this condition being imposed on the subsequent purchaser.

Editorial Manager: Shelagh Speers
Editor: Edward Yoshioka
Production Editor: Mark Steven Long
Elementary Design Manager: Doris Chen
Designer: Ruby Harn
Art Buyer: Donna Goldberg
Production Manager: Shanta Persaud
Production Controller: Georgiann Baran

Printing (last digit): 20 19 18 17 16

Printed in China.

Illustrations by Kathleen McCord/Bookmakers, Ltd.

Computer graphics by Eliot Bergman
Cover design by Doris Chen
Cover illustration by Kathleen McCord/Bookmakers, Ltd.

This book is printed on paper from certified and well-managed sources.

Table Of Contents

Unit	Theme	Page
1	It's Sunday!	4
2	Our House	8
3	Clothing	12
4	Homework	16
5	More Colors	20
Review Unit 1		24
6	Shapes	26
7	Time	30
8	Getting Ready	34
9	Places	38
10	At The Restaurant	42
Review Unit 2		46



Wake up, Julie! It's late.







Sunday



Monday



Wednesday



Thursday



Friday



Tuesday




Saturday

What day is today?



It's _____.



7


UNIT
2


Where are you, Mike?



I'm in the bathroom.
I'm brushing my teeth.










Where are you?



I'm in the _____.
I'm _____.









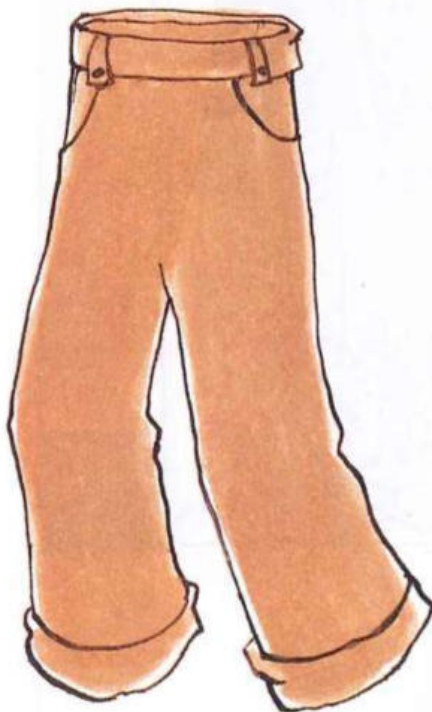
a blouse



a T-shirt



a dress



pants



shorts



shoes



a skirt

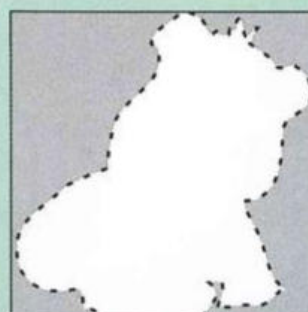


sneakers

What are you wearing?



I'm wearing _____.




UNIT
4

What's that?








11

12




13



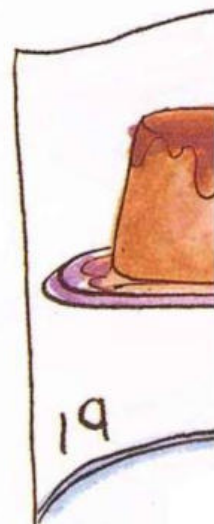
15

16



17

18




19

18



14




20

What page?



Page _____.



19

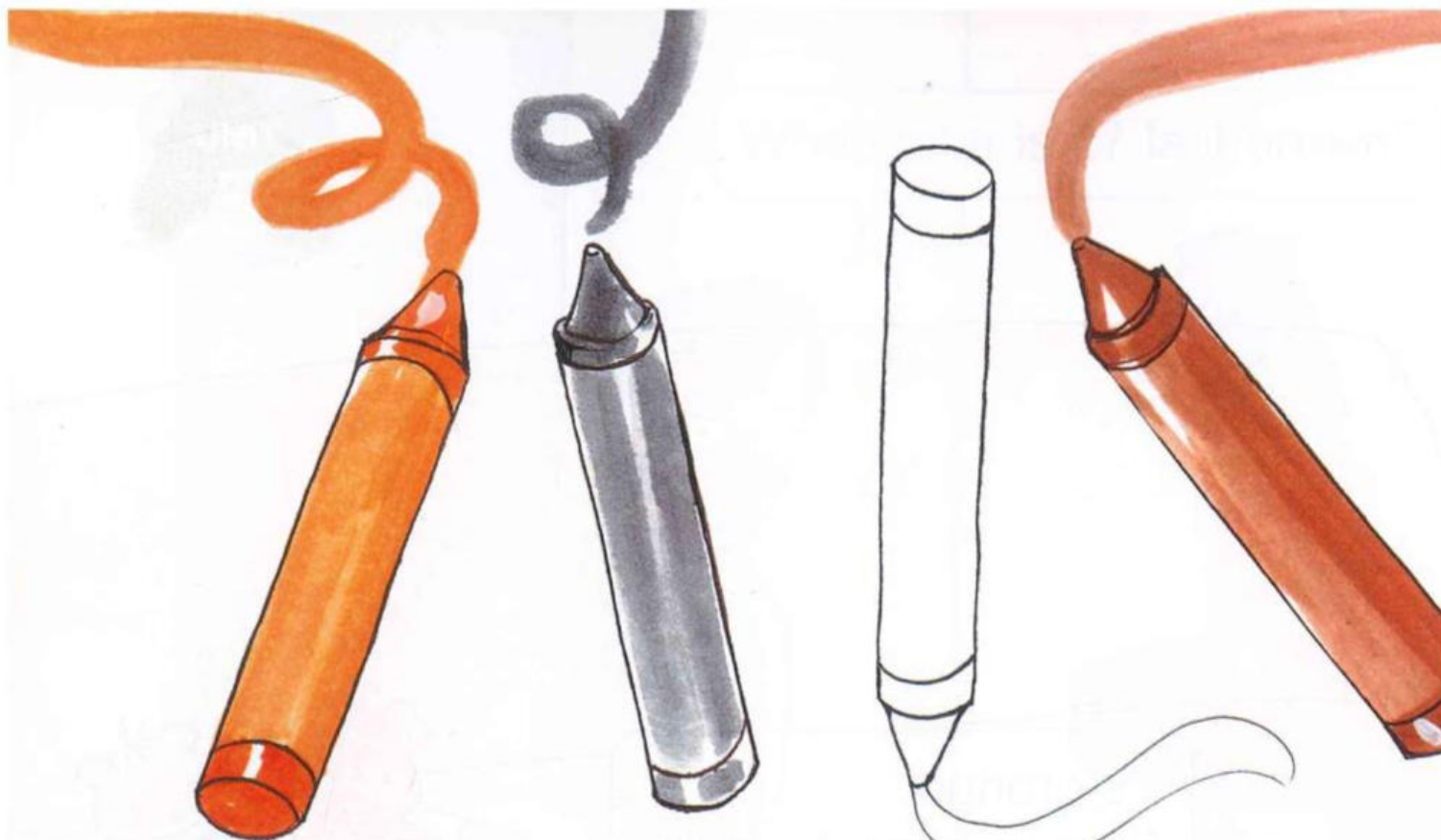
UNIT
5

What color is it? Is it brown?

No, it's not.



It's orange.
Orange is my favorite.

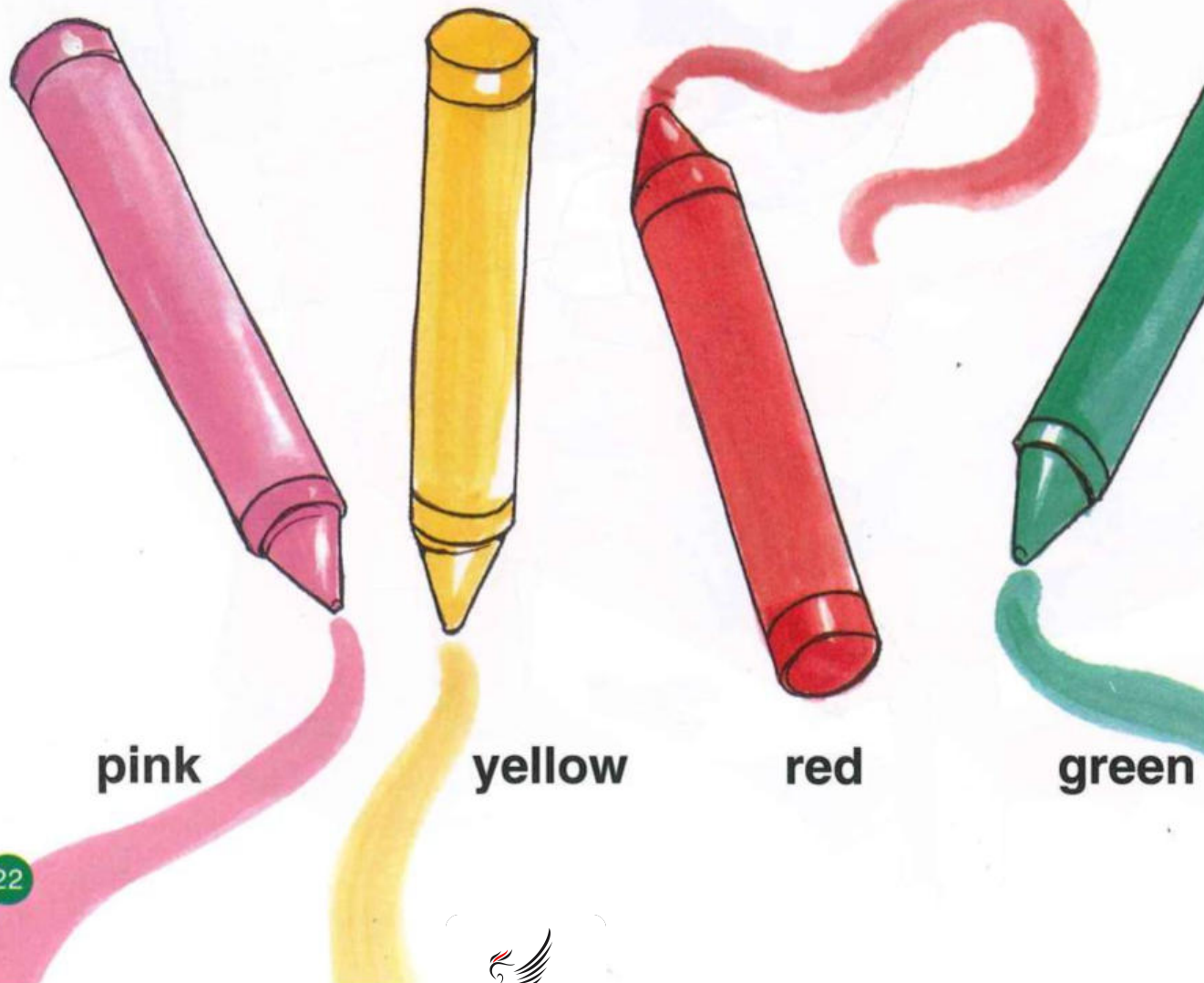


orange

black

white

brown



pink

yellow

red

green




purple




blue


What color is it?

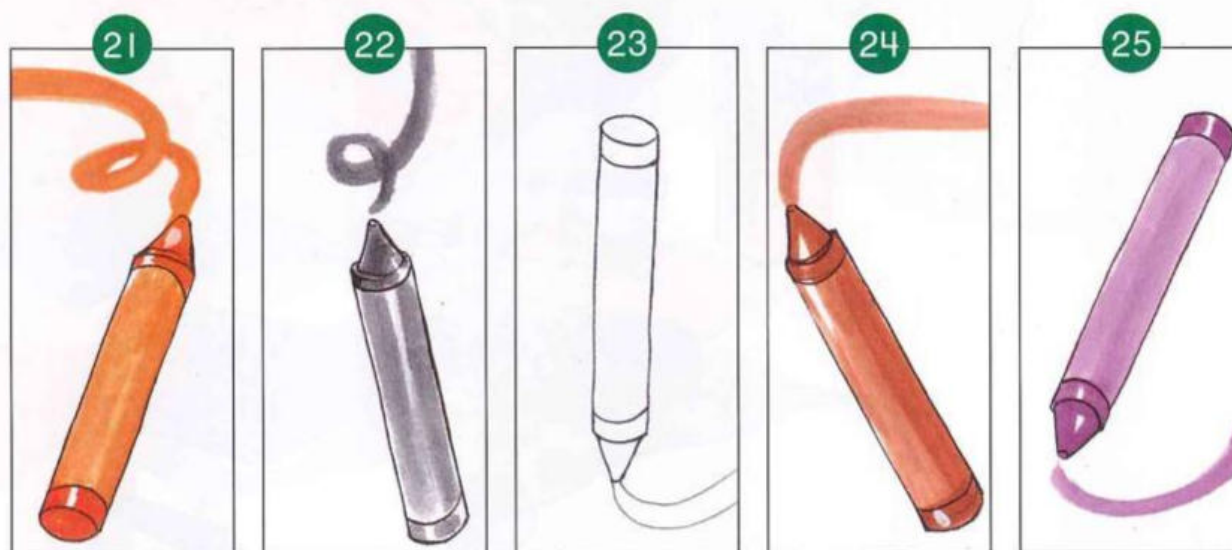


It's _____.



REVIEW UNIT






25


UNIT
6

It's a circle. It's orange.





It's an orange circle.



circle




square



diamond



rectangle



triangle




heart


It's a _____. It's _____.

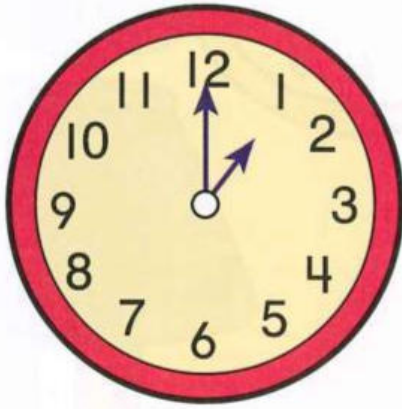


It's _____.











1:00




2:00




3:00




5:00




6:00




7:00




9:00




10:00




11:00



4:00



8:00




12:00

What time is it?



It's _____.




33







Pick up the crayons.



Turn off the TV.



Go get the keys.



Pick up the toys.

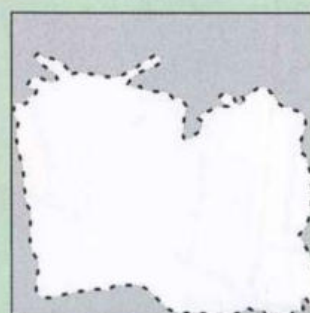


Turn off the light.



Go get the money.

_____ the _____.




37

UNIT
9

Where are we going?

Fasten your seat belts.

38



We're going to a restaurant
and then we're going to the zoo.

39




a restaurant



a department store



the movies



the zoo



the park





the beach

Where are we going?



We're going to ____.



UNIT
10




Do they have french fries?

Yes, they do.
They have french fries.







french fries



soda pop



pizza



donuts



cheeseburgers



apple juice

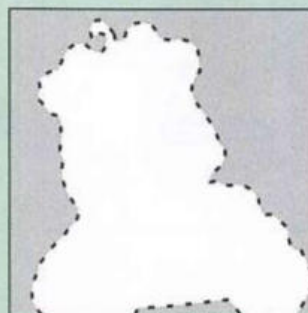
Do they have _____?



Yes, they do.
They have _____.



No, they don't.
They don't have _____.



REVIEW UNIT 2

1

2

3

4

5

6

7

8

9

10

11

12

13

14


15

16

17



18




19




20




21



22



23



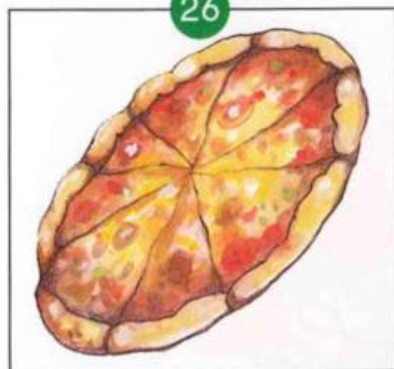
24



25



26




27



28



47





Tiny Talk **3A**

Workbook



Susan Rivers

Oxford University Press

Oxford University Press
198 Madison Avenue, New York, NY 10016, USA
Great Clarendon Street, Oxford OX2 6DP, England

Oxford New York
Auckland Cape Town Dar es Salaam Hong Kong Karachi
Kuala Lumpur Madrid Melbourne Mexico City Nairobi
New Delhi Shanghai Taipei Toronto
With offices in
Argentina Austria Brazil Chile Czech Republic France Greece
Guatemala Hungary Italy Japan Poland Portugal Singapore
South Korea Switzerland Thailand Turkey Ukraine Vietnam

OXFORD is a trademark of Oxford University Press.

ISBN: 978 0 19 435171 3

Copyright © 1998 Oxford University Press

No unauthorized photocopying.

All rights reserved. No part of this publication may be reproduced, stored in a retrieval system, or transmitted, in any form or by any means, electronic, mechanical, photocopying, recording, or otherwise, without the prior written permission of Oxford University Press.

This book is sold subject to the condition that it shall not, by way of trade or otherwise, be lent, resold, hired out, or otherwise circulated without the publisher's prior consent in any form of binding or cover other than that in which it is published and without a similar condition including this condition being imposed on the subsequent purchaser.

Editorial Manager: Shelagh Speers
Editor: Edward Yoshioka
Production Editor: Mark Steven Long
Elementary Design Manager: Doris Chen
Designer: Ruby Harn
Art Buyer: Donna Goldberg
Production Manager: Abram Hall

Printing (last digit): 20 19 18 17

Printed in China

Illustrations by Kathleen McCord/Bookmakers, Ltd.

Computer graphics by Eliot Bergman
Cover design by Doris Chen
Cover illustration by Kathleen McCord/Bookmakers, Ltd.

This book is printed on paper from certified and well-managed sources.

Table Of Contents


Unit	Theme	Page
1	It's Sunday!	4
2	Our House	8
3	Clothing	12
4	Homework	16
5	More Colors	20
Review Unit 1		24
6	Shapes	26
7	Time	30
8	Getting Ready	34
9	Places	38
10	At The Restaurant	42
Review Unit 2		46



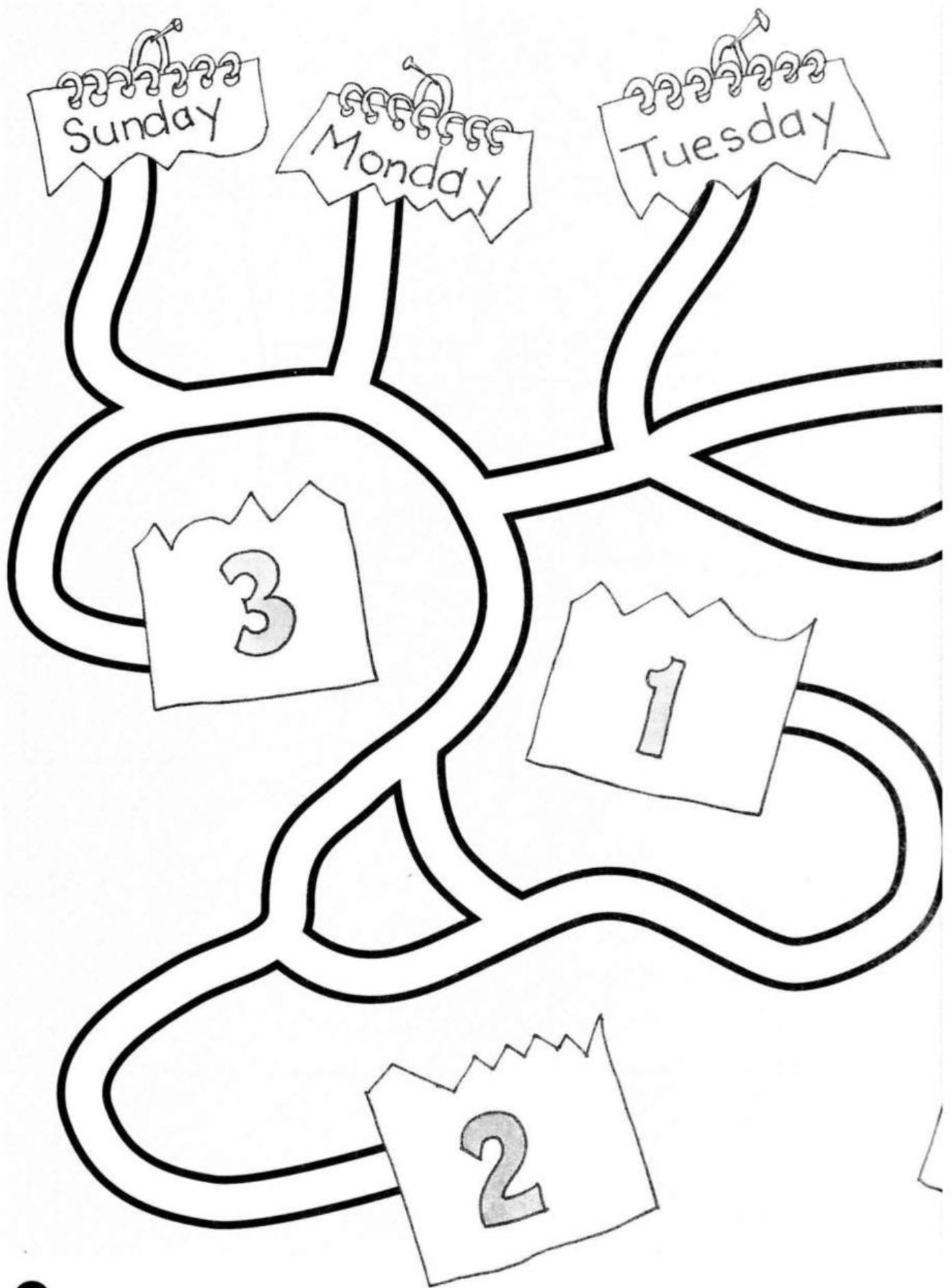
A Color.



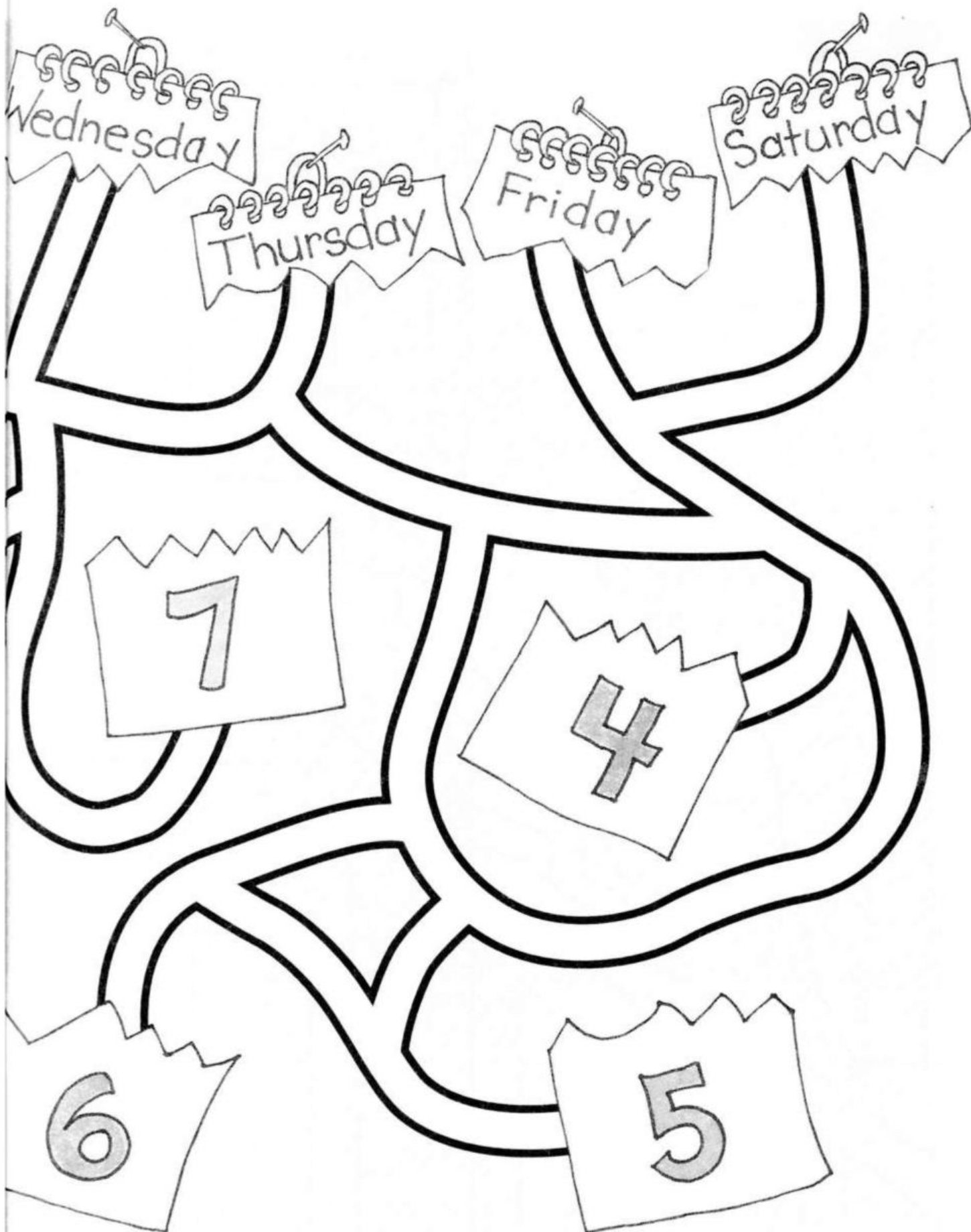
4



B Match.




6



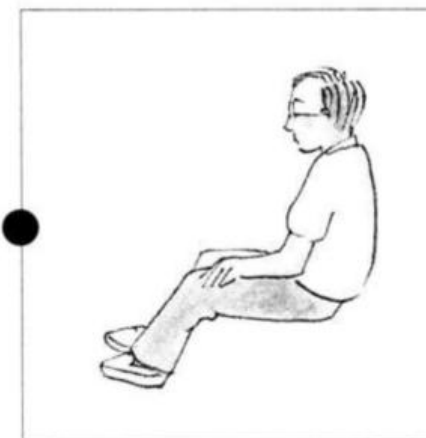



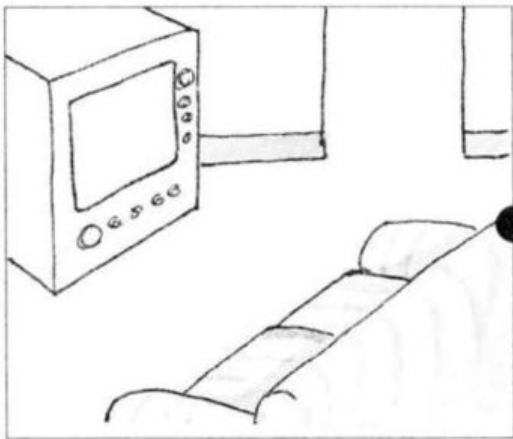
UNIT
2

A Color.





B Match.



C Where are you, Mike?



UNIT
3

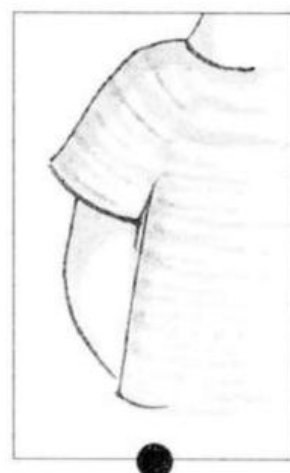
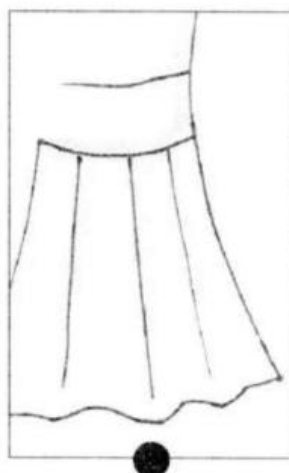
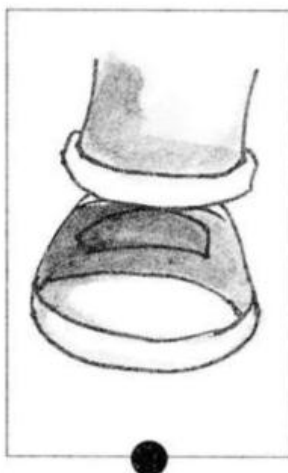
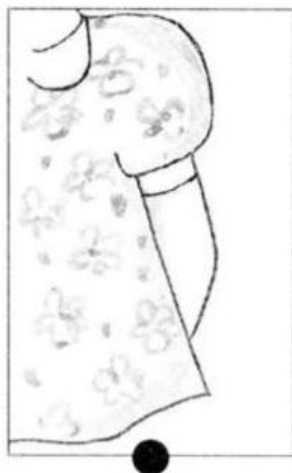
A Color.





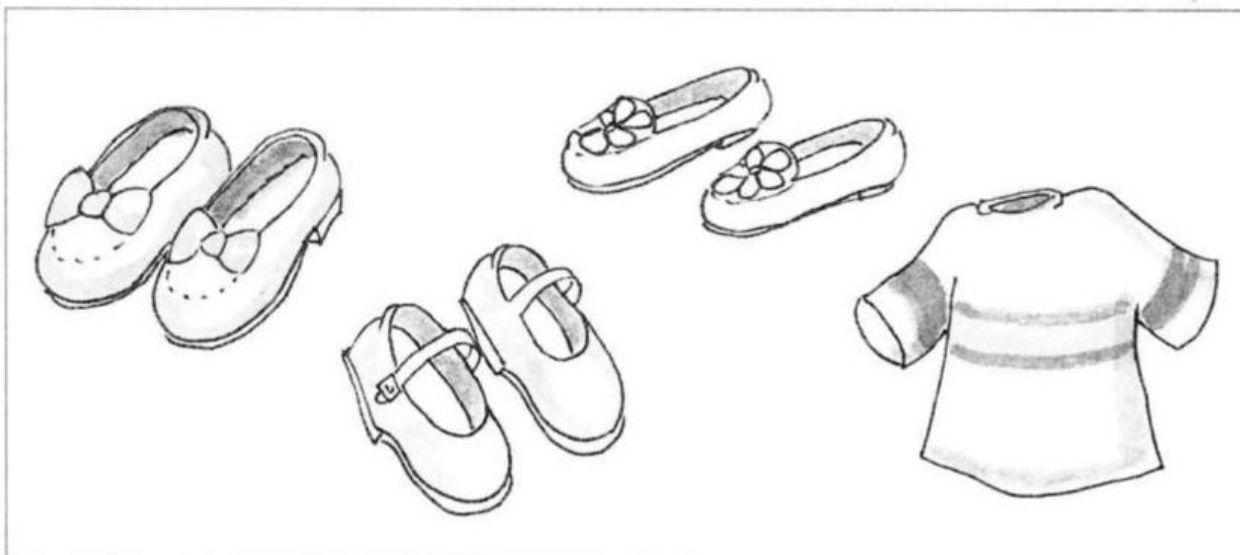
12



B Match.




C Which is different? Write an X.



UNIT
4

A Color.

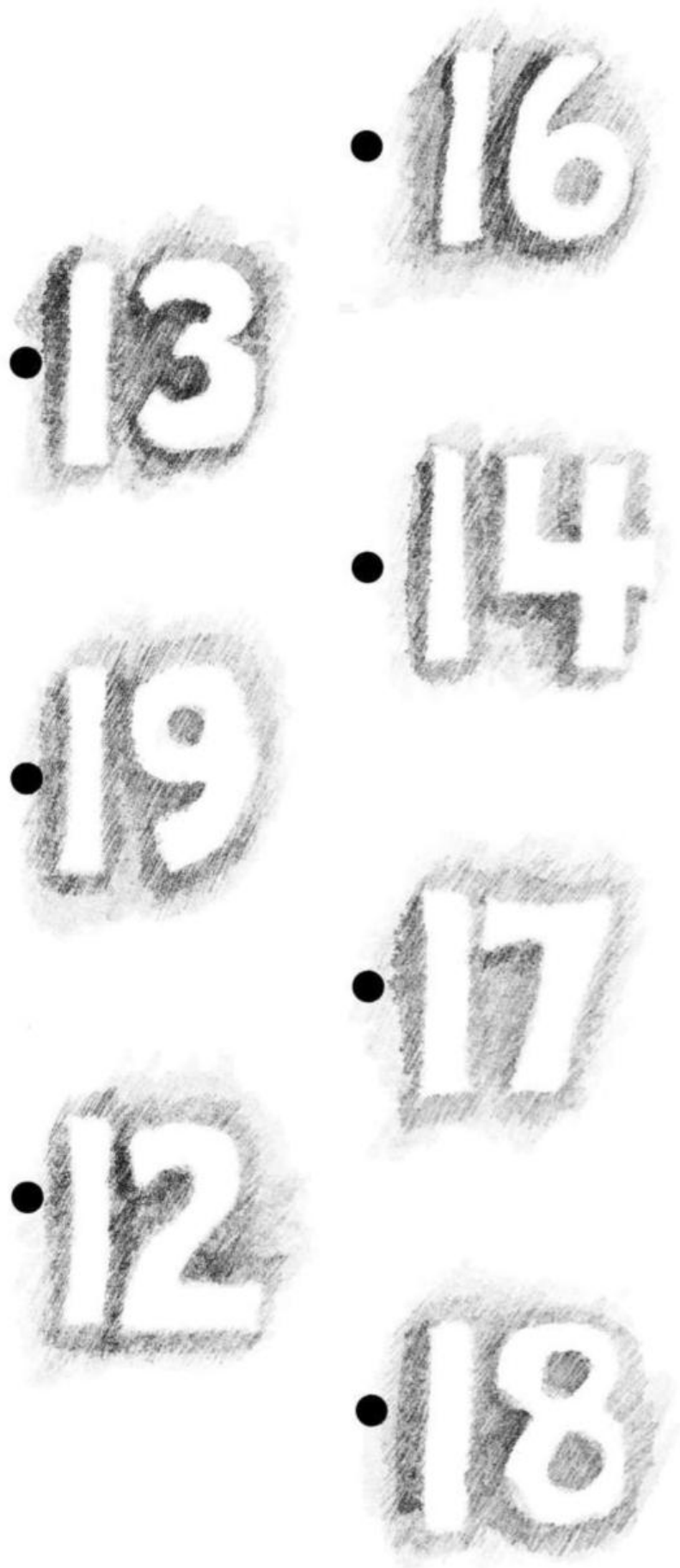





B Write and match.

11
15
20


18




C Circle and write.



11 15 20




13 18 20




12 15 17

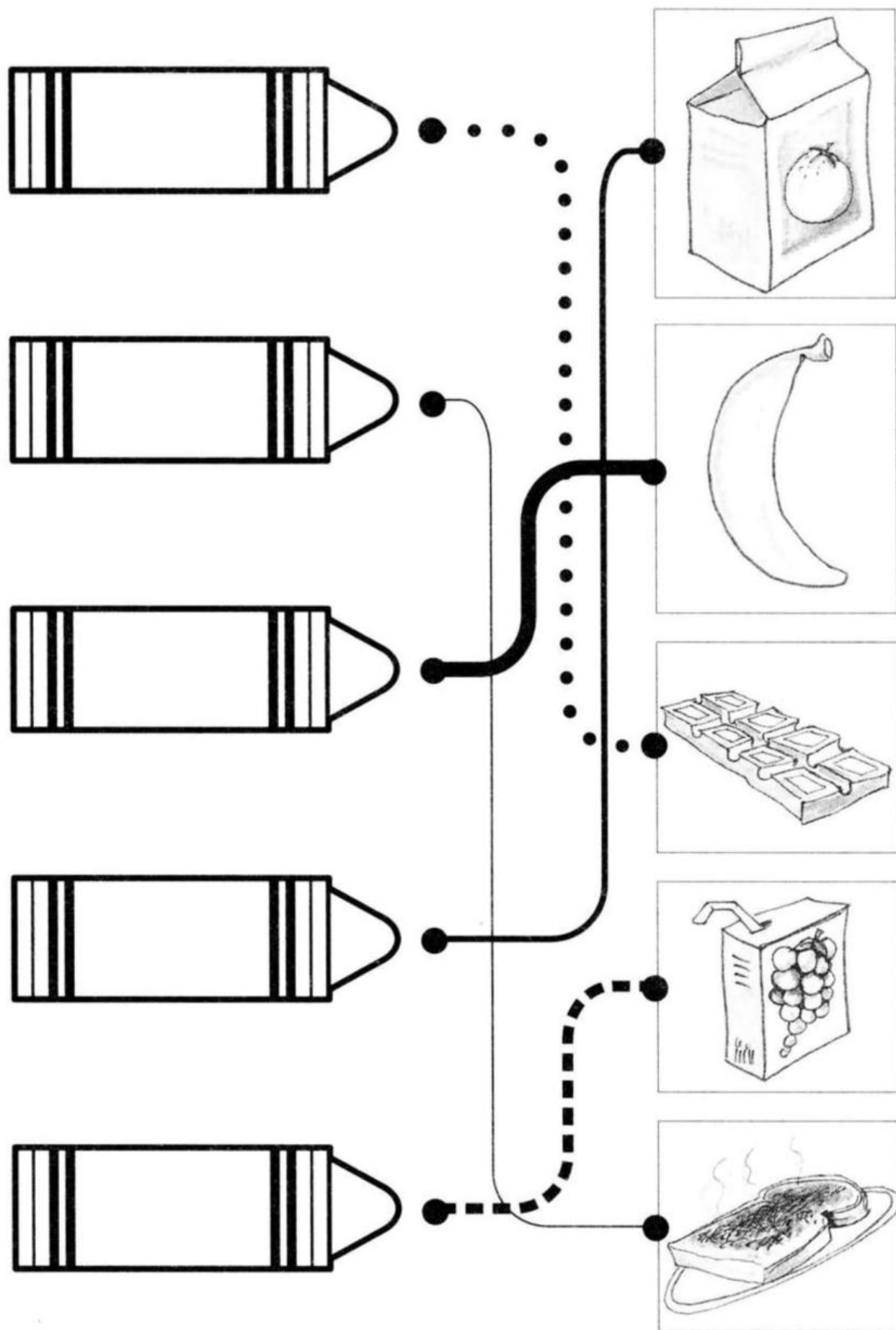
UNIT
5

A Color.





B Color.



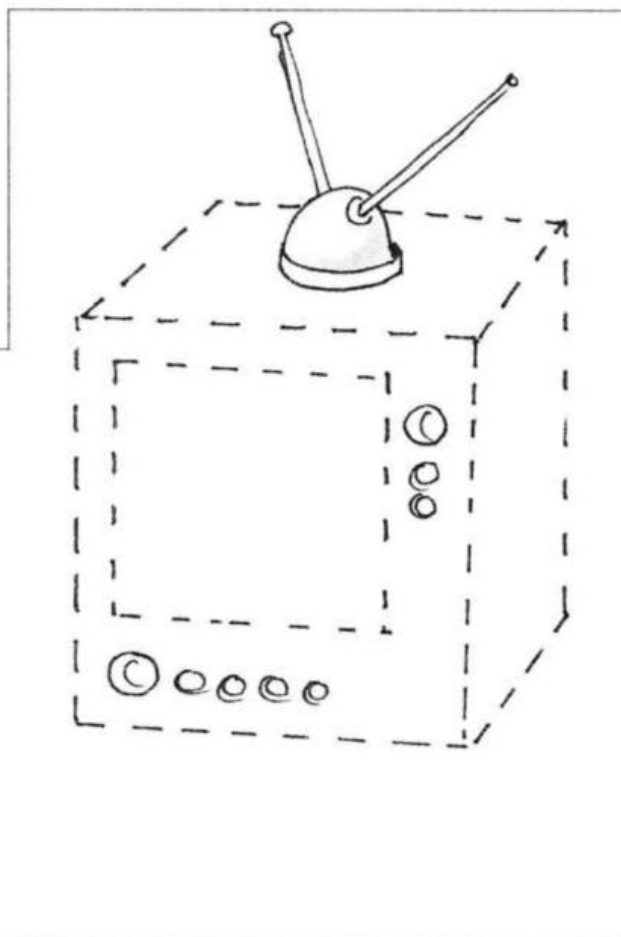
C Color.

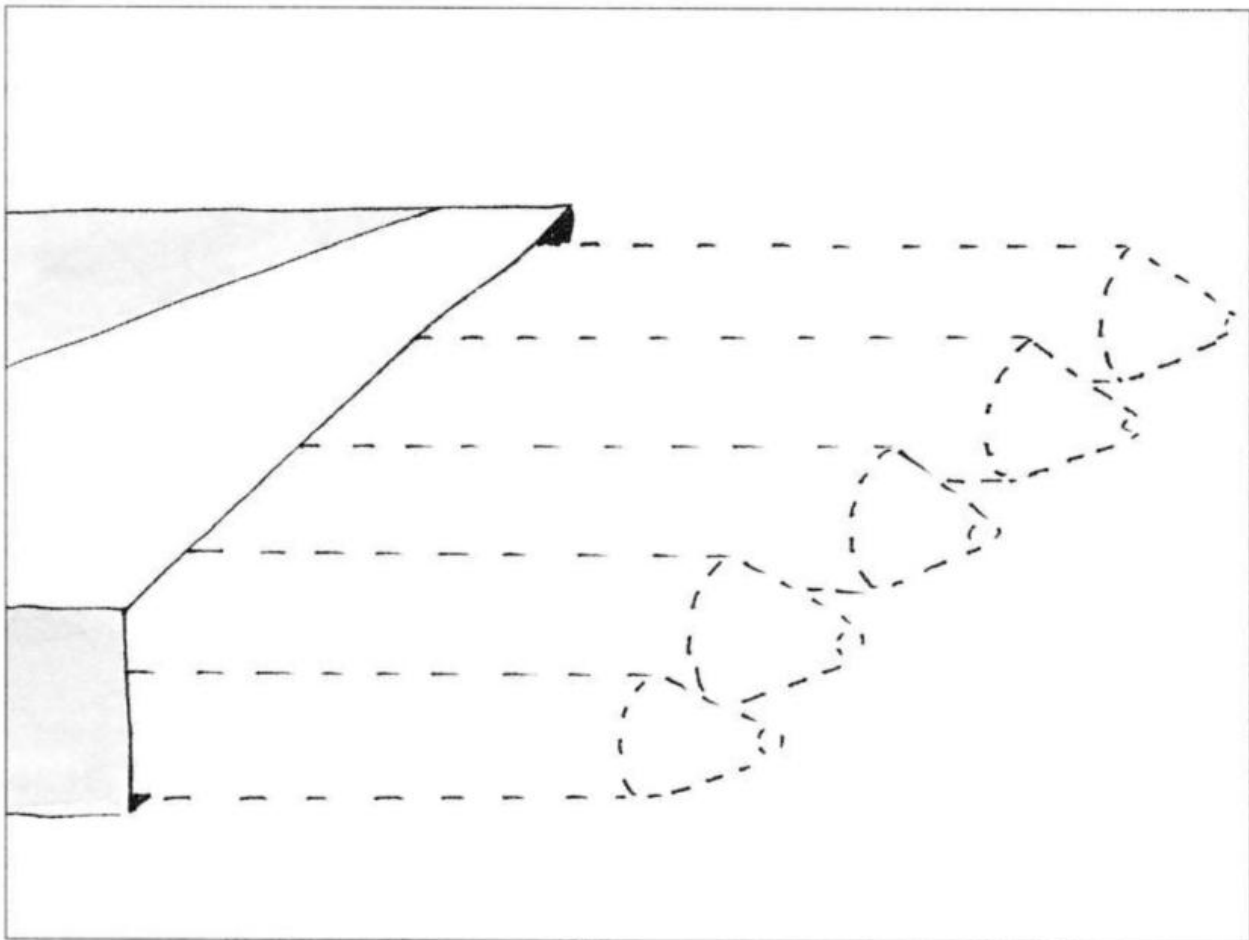
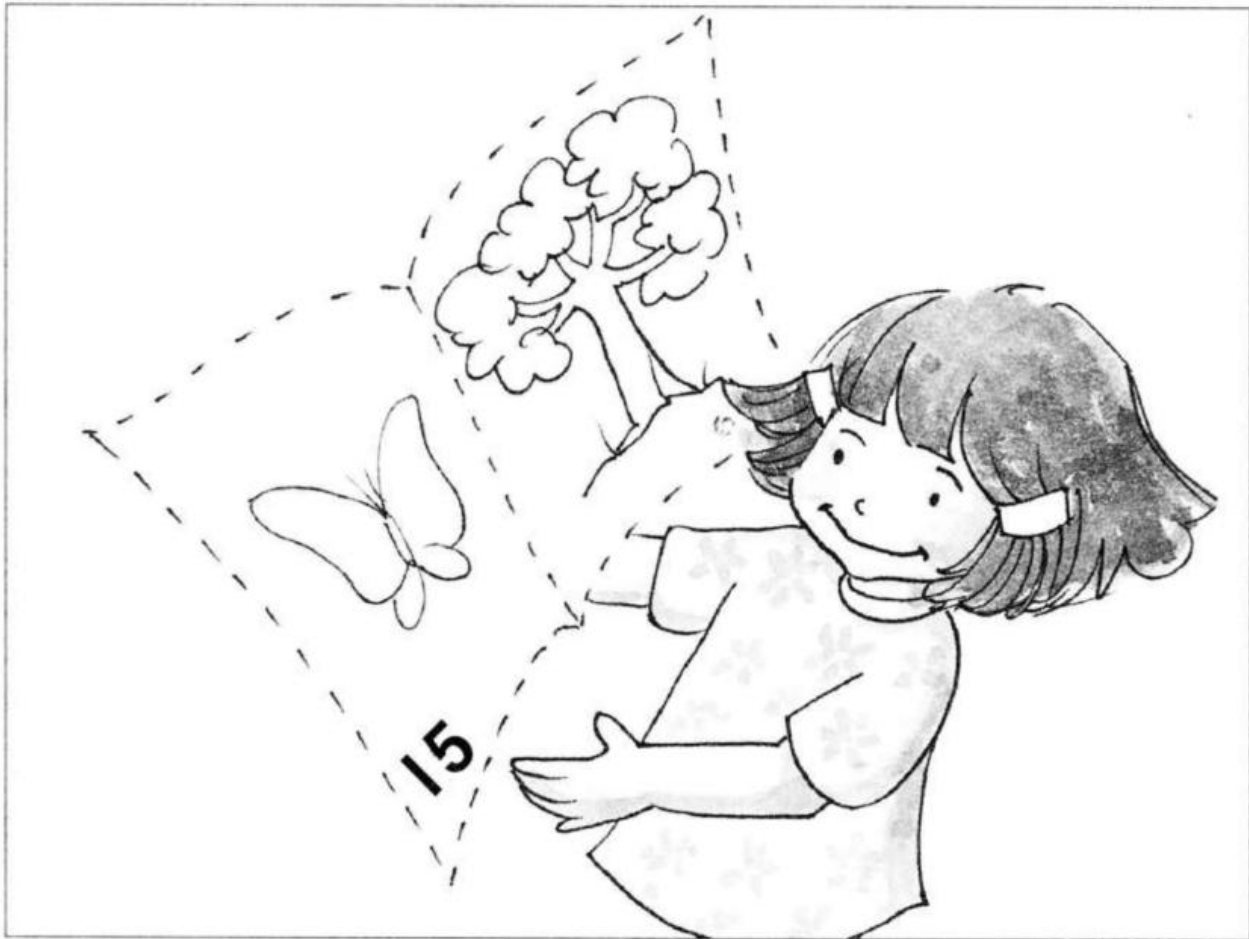


REVIEW
UNIT



Trace and color.





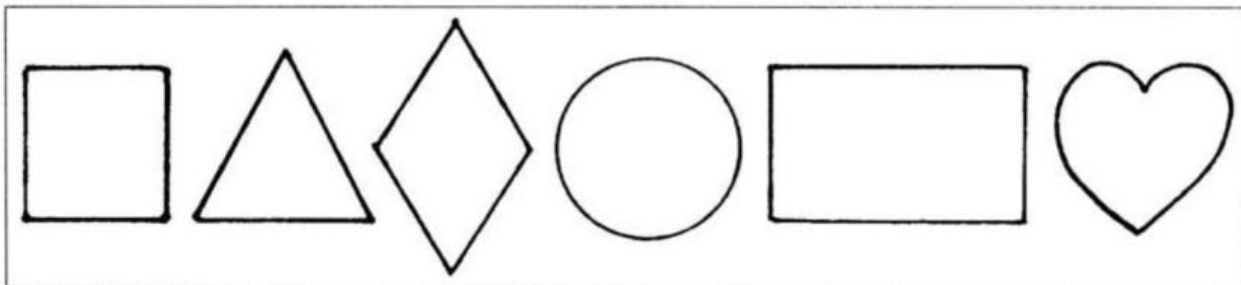
UNIT
6

A Color.

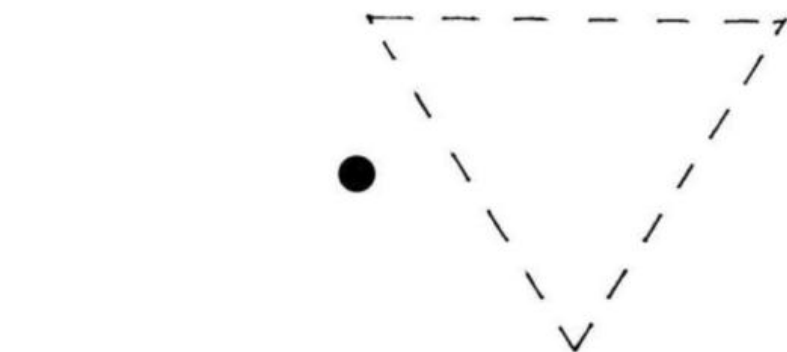
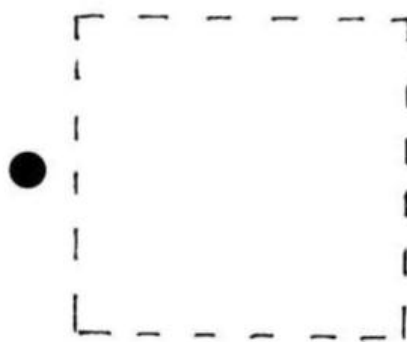
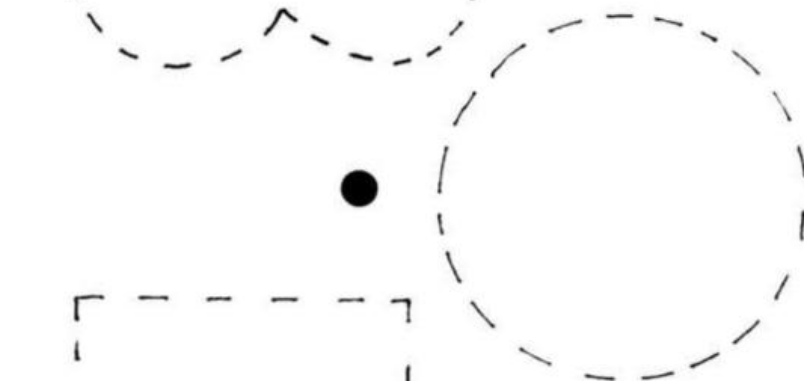
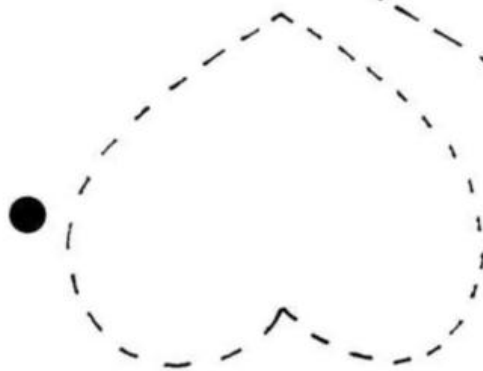
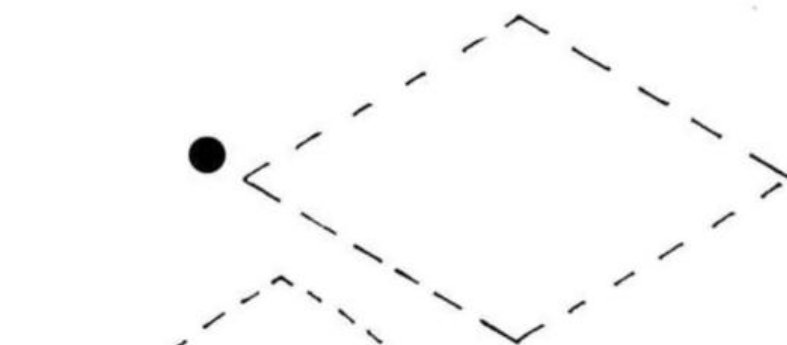

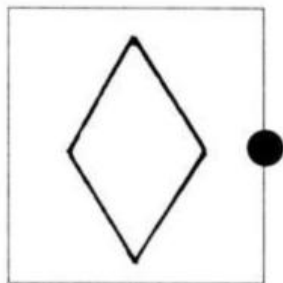
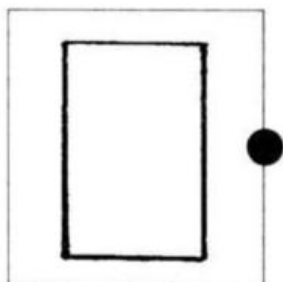
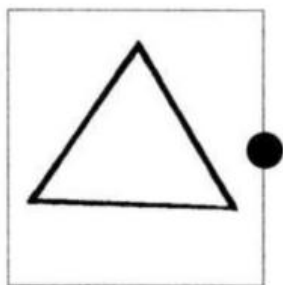
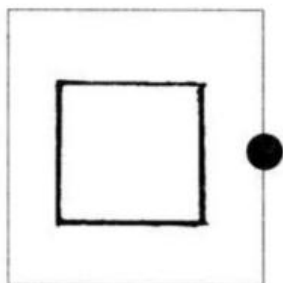
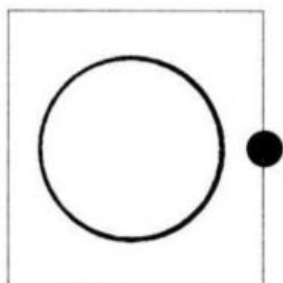




B Find and circle.




C Trace, match, and color.




UNIT
7

A Color.

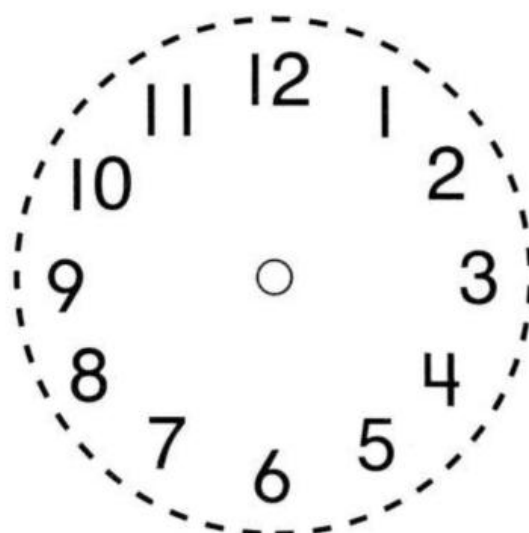




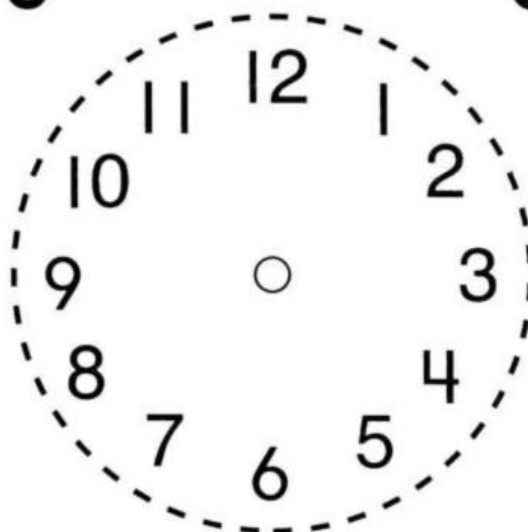
B Trace and draw.




11:00



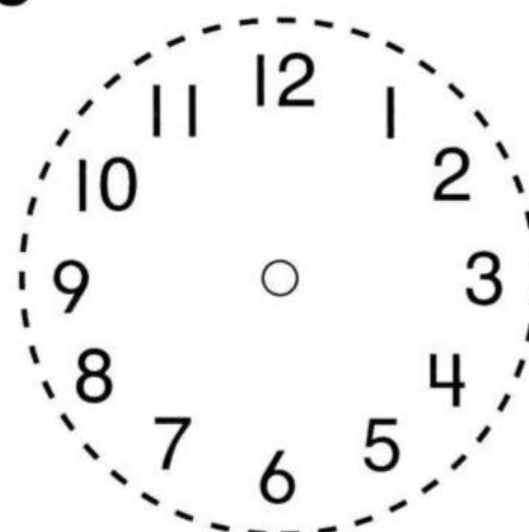
5:00



9:00








3:00



6:00

C Match.



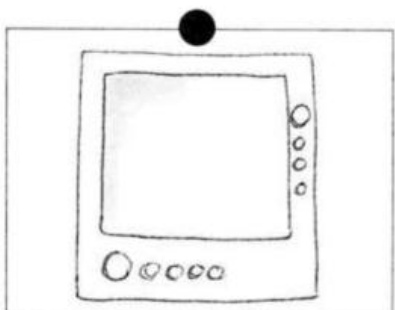
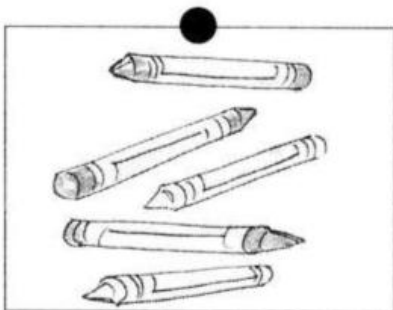


UNIT
8

A Color.

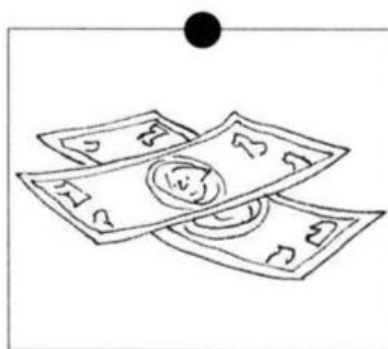
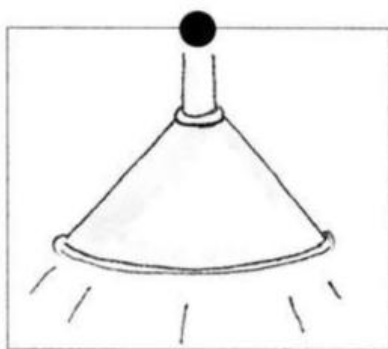







B Look and match.




C Match.




UNIT
9

A Color.






B Where are we going?



40

C Match.



UNIT
10


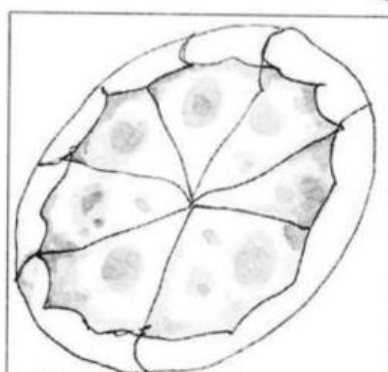
A Color.







42

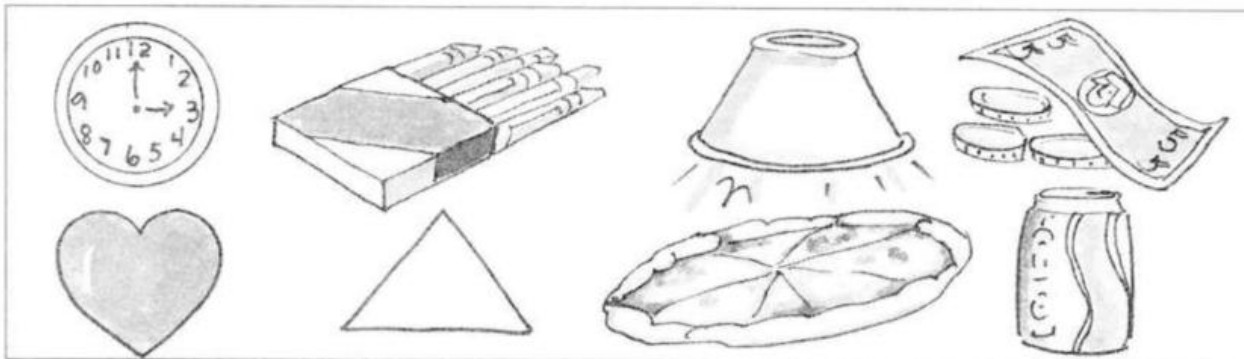


B Look and write a ✓ or an X.








A Find and circle.



B Match.



C Color.

